



LOW PROFILE SOCKET LEVELERS

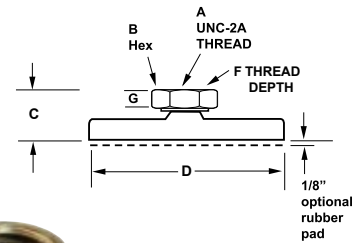
The IEC *Low-Profile Socket Leveler* features an exclusive ball design that minimizes base separation. Ideal for heavy-duty load requirements. The threaded female socket allows use of your own stud or bolt. Integrated ball and swivel socket provide a low-friction support interface. Perfect for cabinets, instruments, machinery and equipment.

Features

- Steel/stainless steel options
- Integrated ball and socket
- Adjustable height
- Base adjusts 15° off centerline
- Standard gold irridite zinc finish
- Black oxide or clear chromate options
- Optional rubber pad (add -P)

Applications

- Electronic equipment
- Enclosures
- Conveyors
- Machinery
- Work tables
- Display racks



Nut Height: "G" = 1/2", 5/8", 11/16", 3/4"
for Threads: 1/2-13, 5/8-11, 3/4-10, 1-8

Nut Height: "G" = 3/16"
for Threads: 1/4-20, 5/16-18, 3/8-16

LOW PROFILE - STEEL & STAINLESS STEEL SOCKET

Steel	Stainless	Load	A	B	C	D	F	G
IL61-4G	IL61-4S	100	1/4-20	1/2	5/8	3/4	3/8	3/16
IL61-5G	IL61-5S	500	5/16-18	1/2	5/8	3/4	3/8	3/16
IL61-6G	IL61-6S	1000	3/8-16	1/2	5/8	3/4	3/8	3/16
IL61-7G	IL61-7S	2000	1/2-13	5/8	15/16	3/4	3/8	1/2
IL61-8G	IL61-8S	3000	5/8-11	3/4	1-1/8	3/4	1/2	5/8
IL61-9G	IL61-9S	4000	3/4-10	1	1-3/16	3/4	5/8	11/16
IL61-10G	IL61-10S	5000	1-8	1-1/4	1-1/4	3/4	11/16	3/4
IL63-4G	IL63-4S	100	1/4-20	1/2	5/8	1 1/4	3/8	3/16
IL63-5G	IL63-5S	500	5/16-18	1/2	5/8	1 1/4	3/8	3/16
IL63-6G	IL63-6S	1000	3/8-16	1/2	5/8	1 1/4	3/8	3/16
IL63-7G	IL63-7S	2000	1/2-13	5/8	15/16	1 1/4	3/8	1/2
IL63-8G	IL63-8S	3000	5/8-11	3/4	1-1/8	1 1/4	1/2	5/8
IL63-9G	IL63-9S	4000	3/4-10	1	1-3/16	1 1/4	5/8	11/16
IL63-10G	IL63-10S	5000	1-8	1-1/4	1-1/4	1 1/4	11/16	3/4
IL65-4G	IL65-4S	100	1/4-20	1/2	5/8	1 7/8	3/8	3/16
IL65-5G	IL65-5S	500	5/16-18	1/2	5/8	1 7/8	3/8	3/16
IL65-6G	IL65-6S	3000	3/8-16	1/2	5/8	1 7/8	3/8	3/16
IL65-7G	IL65-7S	5000	1/2-13	5/8	15/16	1 7/8	3/8	1/2
IL65-8G	IL65-8S	6000	5/8-11	3/4	1-1/8	1 7/8	1/2	5/8
IL65-9G	IL65-9S	8000	3/4-10	1	1-3/16	1 7/8	5/8	11/16
IL65-10G	IL65-10S	10000	1-8	1-1/4	1-1/4	1 7/8	11/16	3/4
IL67-4G	IL67-4S	100	1/4-20	1/2	5/8	2 1/2	3/8	3/16
IL67-5G	IL67-5S	500	5/16-18	1/2	5/8	2 1/2	3/8	3/16
IL67-6G	IL67-6S	3000	3/8-16	1/2	5/8	2 1/2	3/8	3/16
IL67-7G	IL67-7S	5000	1/2-13	5/8	15/16	2 1/2	3/8	1/2
IL67-8G	IL67-8S	6000	5/8-11	3/4	1-1/8	2 1/2	1/2	5/8
IL67-9G	IL67-9S	8000	3/4-10	1	1-3/16	2 1/2	5/8	11/16
IL67-10G	IL67-10S	10000	1-8	1-1/4	1-1/4	2 1/2	11/16	3/4
IL69-4G	IL69-4S	100	1/4-20	1/2	5/8	3	3/8	3/16
IL69-5G	IL69-5S	500	5/16-18	1/2	5/8	3	3/8	3/16
IL69-6G	IL69-6S	3000	3/8-16	1/2	5/8	3	3/8	3/16
IL69-7G	IL69-7S	5000	1/2-13	5/8	15/16	3	3/8	1/2
IL69-8G	IL69-8S	6000	5/8-11	3/4	1-1/8	3	1/2	5/8
IL69-9G	IL69-9S	8000	3/4-10	1	1-3/16	3	5/8	11/16
IL69-10G	IL69-10S	10000	1-8	1-1/4	1-1/4	3	11/16	3/4
IL71-4G	IL71-4S	100	1/4-20	1/2	5/8	4	3/8	3/16
IL71-5G	IL71-5S	500	5/16-18	1/2	5/8	4	3/8	3/16
IL71-6G	IL71-6S	3000	3/8-16	1/2	5/8	4	3/8	3/16
IL71-7G	IL71-7S	5000	1/2-13	5/8	15/16	4	3/8	1/2
IL71-8G	IL71-8S	6000	5/8-11	3/4	1-1/8	4	1/2	5/8
IL71-9G	IL71-9S	8000	3/4-10	1	1-3/16	4	5/8	11/16
IL71-10G	IL71-10S	10000	1-8	1-1/4	1-1/4	4	11/16	3/4

To order with 1/8" black rubber pad, (add "-P").

To order with two (2) 5/8" dia. lag holes centered at 2-3/4", (add "-H"). Only available on 4" base.



LOW PROFILE METRIC SOCKET LEVELERS

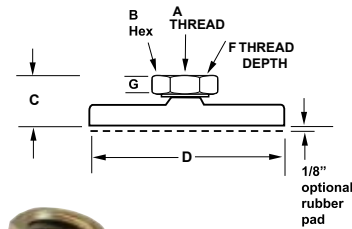
The IEC *Metric Low-Profile Socket Leveler* features an exclusive ball design that minimizes base separation. Ideal for heavy-duty load requirements. The threaded female socket allows use of your own stud or bolt. Integrated ball and swivel socket provide a low-friction support interface. Perfect for cabinets, instruments, machinery and equipment.

Features

- Steel/stainless steel options
- Integrated ball and socket
- Adjustable height
- Base adjusts 15° off centerline
- Standard gold irridite zinc finish
- Black oxide or clear chromate options
- Optional rubber pad (add -P)

Applications

- Electronic equipment
- Enclosures
- Conveyors
- Machinery
- Work tables
- Display racks



Nut Height: "G" = 1/2", 5/8", 11/16", 3/4"
for Threads: M12, M16, M20, M24



Nut Height: "G" = 3/16"
for Threads: M6, M8, M10

LOW PROFILE - METRIC STEEL & STAINLESS STEEL SOCKET

Steel	Stainless	Load	A	B	C	D	F	G
IL61-M6G	IL61-M6S	100	M6x1	1/2	5/8	3/4	3/8	3/16
IL61-M8G	IL61-M8S	500	M8x1.25	1/2	5/8	3/4	3/8	3/16
IL61-M10G	IL61-M10S	1000	M10x1.50	1/2	5/8	3/4	3/8	3/16
IL61-M12G	IL61-M12S	2000	M12x1.75	5/8	15/16	3/4	3/8	1/2
IL61-M16G	IL61-M16S	3000	M16x2.00	3/4	1-1/8	3/4	1/2	5/8
IL61-M20G	IL61-M20S	4000	M20x2.50	1	1-3/16	3/4	5/8	11/16
IL61-M24G	IL61-M24S	5000	M24x3.00	1-1/4	1-1/4	3/4	11/16	3/4
IL63-M6G	IL63-M6S	100	M6x1	1/2	5/8	1 1/4	3/8	3/16
IL63-M8G	IL63-M8S	500	M8x1.25	1/2	5/8	1 1/4	3/8	3/16
IL63-M10G	IL63-M10S	1000	M10x1.50	1/2	5/8	1 1/4	3/8	3/16
IL63-M12G	IL63-M12S	2000	M12x1.75	5/8	15/16	1 1/4	3/8	1/2
IL63-M16G	IL63-M16S	3000	M16x2.00	3/4	1-1/8	1 1/4	1/2	5/8
IL63-M20G	IL63-M20S	4000	M20x2.50	1	1-3/16	1 1/4	5/8	11/16
IL63-M24G	IL63-M24S	5000	M24x3.00	1-1/4	1-1/4	1 1/4	11/16	3/4
IL65-M6G	IL65-M6S	100	M6x1	1/2	5/8	1 7/8	3/8	3/16
IL65-M8G	IL65-M8S	500	M8x1.25	1/2	5/8	1 7/8	3/8	3/16
IL65-M10G	IL65-M10S	3000	M10x1.50	1/2	5/8	1 7/8	3/8	3/16
IL65-M12G	IL65-M12S	5000	M12x1.75	5/8	15/16	1 7/8	3/8	1/2
IL65-M16G	IL65-M16S	6000	M16x2.00	3/4	1-1/8	1 7/8	1/2	5/8
IL65-M20G	IL65-M20S	8000	M20x2.50	1	1-3/16	1 7/8	5/8	11/16
IL65-M24G	IL65-M24S	10000	M24x3.00	1-1/4	1-1/4	1 7/8	11/16	3/4
IL67-M6G	IL67-M6S	100	M6x1	1/2	5/8	2 1/2	3/8	3/16
IL67-M8G	IL67-M8S	500	M8x1.25	1/2	5/8	2 1/2	3/8	3/16
IL67-M10G	IL67-M10S	3000	M10x1.50	1/2	5/8	2 1/2	3/8	3/16
IL67-M12G	IL67-M12S	5000	M12x1.75	5/8	15/16	2 1/2	3/8	1/2
IL67-M16G	IL67-M16S	6000	M16x2.00	3/4	1-1/8	2 1/2	1/2	5/8
IL67-M20G	IL67-M20S	8000	M20x2.50	1	1-3/16	2 1/2	5/8	11/16
IL67-M24G	IL67-M24S	10000	M24x3.00	1-1/4	1-1/4	2 1/2	11/16	3/4
IL69-M6G	IL69-M6S	100	M6x1	1/2	5/8	3	3/8	3/16
IL69-M8G	IL69-M8S	500	M8x1.25	1/2	5/8	3	3/8	3/16
IL69-M10G	IL69-M10S	3000	M10x1.50	1/2	5/8	3	3/8	3/16
IL69-M12G	IL69-M12S	5000	M12x1.75	5/8	15/16	3	3/8	1/2
IL69-M16G	IL69-M16S	6000	M16x2.00	3/4	1-1/8	3	1/2	5/8
IL69-M20G	IL69-M20S	8000	M20x2.50	1	1-3/16	3	5/8	11/16
IL69-M24G	IL69-M24S	10000	M24x3.00	1-1/4	1-1/4	3	11/16	3/4
IL71-M6G	IL71-M6S	100	M6x1	1/2	5/8	4	3/8	3/16
IL71-M8G	IL71-M8S	500	M8x1.25	1/2	5/8	4	3/8	3/16
IL71-M10G	IL71-M10S	3000	M10x1.50	1/2	5/8	4	3/8	3/16
IL71-M12G	IL71-M12S	5000	M12x1.75	5/8	15/16	4	3/8	1/2
IL71-M16G	IL71-M16S	6000	M16x2.00	3/4	1-1/8	4	1/2	5/8
IL71-M20G	IL71-M20S	8000	M20x2.50	1	1-3/16	4	5/8	11/16
IL71-M24G	IL71-M24S	10000	M24x3.00	1-1/4	1-1/4	4	11/16	3/4

To order with 1/8" black rubber pad, (add "-P").

To order with two (2) 5/8" dia. lag holes centered at 2-3/4", (add "-H"). Only available on 4" base.



LOW-PROFILE STUD LEVELERS

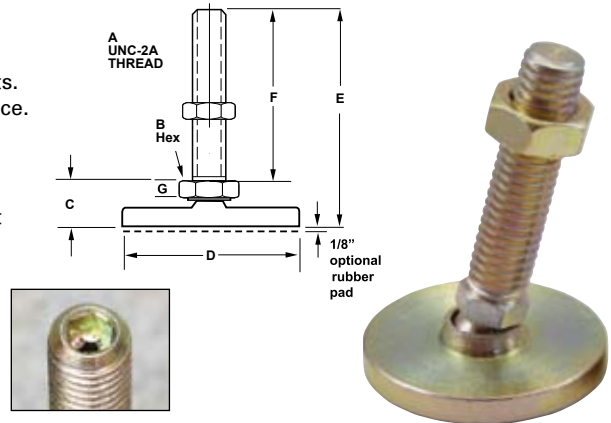
The IEC *Low-Profile Stud Leveler* features an exclusive ball design that minimizes base separation. Ideal for heavy-duty load requirements. Integrated ball and swivel socket provide a low-friction support interface. Perfect for cabinets, instruments, machinery and equipment.

Features

- Steel/stainless steel options
- Integrated ball and stud
- Adjustable height
- Base adjusts 15° off centerline
- Standard gold irridite zinc finish
- Black oxide or clear chromate options
- Optional rubber pad (add -P)
- Non-tilt and extended stud length designs (2" - 8")
- Optional Top-A-Just™ shown at right. (add "-BR" to P/N)

Applications

- Electronic equipment
- Enclosures
- Conveyors
- Machinery
- Work tables
- Display racks



LOW PROFILE - STEEL & STAINLESS STEEL (2" STUD LENGTH)

Steel	Stainless	Load	A	B	C	D	E	F	G
IL60-4G	IL60-4S	100	1/4-20	1/2	3/4	3/4	2-3/4	2	3/16
IL60-5G	IL60-5S	500	5/16-18	1/2	3/4	3/4	2-3/4	2	3/16
IL60-6G	IL60-6S	1000	3/8-16	1/2	3/4	3/4	2-3/4	2	3/16
IL60-7G	IL60-7S	2000	1/2-13	1/2	3/4	3/4	2-3/4	2	3/16
IL60-8G	IL60-8S	3000	5/8-11	5/8	3/4	3/4	2-3/4	2	3/16
IL60-9G	IL60-9S	4000	3/4-10	3/4	3/4	3/4	2-3/4	2	3/16
IL60-10G	IL60-10S	5000	1-8	1	1	3/4	3	2	1/2
IL60-12G	IL60-12S	5000	1 1/4-7	1 1/4	1	3/4	3	2	1/2
IL62-4G	IL62-4S	100	1/4-20	1/2	3/4	1 1/4	2-3/4	2	3/16
IL62-5G	IL62-5S	500	5/16-18	1/2	3/4	1 1/4	2-3/4	2	3/16
IL62-6G	IL62-6S	1000	3/8-16	1/2	3/4	1 1/4	2-3/4	2	3/16
IL62-7G	IL62-7S	2000	1/2-13	1/2	3/4	1 1/4	2-3/4	2	3/16
IL62-8G	IL62-8S	3000	5/8-11	5/8	3/4	1 1/4	2-3/4	2	3/16
IL62-9G	IL62-9S	4000	3/4-10	3/4	3/4	1 1/4	2-3/4	2	3/16
IL62-10G	IL62-10S	5000	1-8	1	1	1 1/4	3	2	1/2
IL62-12G	IL62-12S	5000	1 1/4-7	1 1/4	1	1 1/4	3	2	1/2
IL64-4G	IL64-4S	100	1/4-20	1/2	3/4	1 7/8	2-3/4	2	3/16
IL64-5G	IL64-5S	500	5/16-18	1/2	3/4	1 7/8	2-3/4	2	3/16
IL64-6G	IL64-6S	3000	3/8-16	1/2	3/4	1 7/8	2-3/4	2	3/16
IL64-7G	IL64-7S	5000	1/2-13	1/2	3/4	1 7/8	2-3/4	2	3/16
IL64-8G	IL64-8S	6000	5/8-11	5/8	3/4	1 7/8	2-3/4	2	3/16
IL64-9G	IL64-9S	8000	3/4-10	3/4	3/4	1 7/8	2-3/4	2	3/16
IL64-10G	IL64-10S	10000	1-8	1	1	1 7/8	3	2	1/2
IL64-12G	IL64-12S	10000	1 1/4-7	1 1/4	1	1 7/8	3	2	1/2
IL66-4G	IL66-4S	100	1/4-20	1/2	3/4	2 1/2	2-3/4	2	3/16
IL66-5G	IL66-5S	500	5/16-18	1/2	3/4	2 1/2	2-3/4	2	3/16
IL66-6G	IL66-6S	3000	3/8-16	1/2	3/4	2 1/2	2-3/4	2	3/16
IL66-7G	IL66-7S	5000	1/2-13	1/2	3/4	2 1/2	2-3/4	2	3/16
IL66-8G	IL66-8S	6000	5/8-11	5/8	3/4	2 1/2	2-3/4	2	3/16
IL66-9G	IL66-9S	8000	3/4-10	3/4	3/4	2 1/2	2-3/4	2	3/16
IL66-10G	IL66-10S	10000	1-8	1	1	2 1/2	3	2	1/2
IL66-12G	IL66-12S	10000	1 1/4-7	1 1/4	1	2 1/2	3	2	1/2
IL68-4G	IL68-4S	100	1/4-20	1/2	3/4	3	2-3/4	2	3/16
IL68-5G	IL68-5S	500	5/16-18	1/2	3/4	3	2-3/4	2	3/16
IL68-6G	IL68-6S	3000	3/8-16	1/2	3/4	3	2-3/4	2	3/16
IL68-7G	IL68-7S	5000	1/2-13	1/2	3/4	3	2-3/4	2	3/16
IL68-8G	IL68-8S	6000	5/8-11	5/8	3/4	3	2-3/4	2	3/16
IL68-9G	IL68-9S	8000	3/4-10	3/4	3/4	3	2-3/4	2	3/16
IL68-10G	IL68-10S	10000	1-8	1	1	3	3	2	1/2
IL68-12G	IL68-12S	10000	1 1/4-7	1 1/4	1	3	3	2	1/2
IL70-4G	IL70-4S	100	1/4-20	1/2	3/4	4	2-3/4	2	3/16
IL70-5G	IL70-5S	500	5/16-18	1/2	3/4	4	2-3/4	2	3/16
IL70-6G	IL70-6S	3000	3/8-16	1/2	3/4	4	2-3/4	2	3/16
IL70-7G	IL70-7S	5000	1/2-13	1/2	3/4	4	2-3/4	2	3/16
IL70-8G	IL70-8S	6000	5/8-11	5/8	3/4	4	2-3/4	2	3/16
IL70-9G	IL70-9S	8000	3/4-10	3/4	3/4	4	2-3/4	2	3/16
IL70-10G	IL70-10S	10000	1-8	1	1	4	3	2	1/2
IL70-12G	IL70-12S	10000	1 1/4-7	1 1/4	1	4	3	2	1/2

To order with 1/8" black rubber pad, (add "-P"). To order optional top broached hex, "allen drive," add "-BR". To order with two (2) 5/8" dia. lag holes centered at 2-3/4", (add "-H"). Only available on 4" base.

Top Hex (Allen-drive) Thread & Hex Size								
Thread	1/4-20	5/16-18	3/8-16	1/2-13	5/8-11	3/4-10	1-8	1-1/4-7
Hex Size	1/8	5/32	3/16	1/4	5/16	3/8	9/16	5/8



INTERNATIONAL EQUIPMENT COMPONENTS, INC.

Phone: **562.597.4533** eMail: **sales@iec-corp.com**

Web: **www.levelingmounts.com & www.iec-corp.com**

HEAVY-DUTY LEVELERS

LOW-PROFILE 3" STUD

LOW-PROFILE STUD LEVELERS

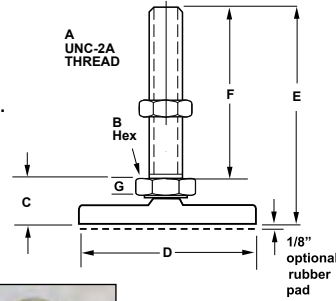
The IEC *Low-Profile Stud Leveler* features an exclusive ball design that minimizes base separation. Ideal for heavy-duty load requirements. Integrated ball and swivel socket provide a low-friction support interface. Perfect for cabinets, instruments, machinery and equipment.

Features

- Steel/stainless steel options
- Integrated ball and stud
- Adjustable height
- Base adjusts 15° off centerline
- Standard gold irridite zinc finish
- Black oxide or clear chromate options
- Optional rubber pad (add -P)
- Non-tilt and extended stud length designs (2" - 8")
- Optional Top-A-Just™ shown at right. (add "-BR" to P/N)

Applications

- Electronic equipment
- Enclosures
- Conveyors
- Machinery
- Work tables
- Display racks



LOW PROFILE - STEEL & STAINLESS STEEL (3" STUD LENGTH)

Steel	Stainless	Load	A	B	C	D	E	F	G
IL60-4Gx3	IL60-4Sx3	100	1/4-20	1/2	3/4	3/4	3-3/4	3	3/16
IL60-5Gx3	IL60-5Sx3	500	5/16-18	1/2	3/4	3/4	3-3/4	3	3/16
IL60-6Gx3	IL60-6Sx3	1000	3/8-16	1/2	3/4	3/4	3-3/4	3	3/16
IL60-7Gx3	IL60-7Sx3	2000	1/2-13	1/2	3/4	3/4	3-3/4	3	3/16
IL60-8Gx3	IL60-8Sx3	3000	5/8-11	5/8	3/4	3/4	3-3/4	3	3/16
IL60-9Gx3	IL60-9Sx3	4000	3/4-10	3/4	3/4	3/4	3-3/4	3	3/16
IL60-10Gx3	IL60-10Sx3	5000	1-8	1	1	3/4	4	3	1/2
IL60-12Gx3	IL60-12Sx3	5000	1 1/4-7	1 1/4	1	3/4	4	3	1/2
IL62-4Gx3	IL62-4Sx3	100	1/4-20	1/2	3/4	1 1/4	3-3/4	3	3/16
IL62-5Gx3	IL62-5Sx3	500	5/16-18	1/2	3/4	1 1/4	3-3/4	3	3/16
IL62-6Gx3	IL62-6Sx3	1000	3/8-16	1/2	3/4	1 1/4	3-3/4	3	3/16
IL62-7Gx3	IL62-7Sx3	2000	1/2-13	1/2	3/4	1 1/4	3-3/4	3	3/16
IL62-8Gx3	IL62-8Sx3	3000	5/8-11	5/8	3/4	1 1/4	3-3/4	3	3/16
IL62-9Gx3	IL62-9Sx3	4000	3/4-10	3/4	3/4	1 1/4	3-3/4	3	3/16
IL62-10Gx3	IL62-10Sx3	5000	1-8	1	1	1 1/4	4	3	1/2
IL62-12Gx3	IL62-12Sx3	5000	1 1/4-7	1 1/4	1	1 1/4	4	3	1/2
IL64-4Gx3	IL64-4Sx3	100	1/4-20	1/2	3/4	1 7/8	3-3/4	3	3/16
IL64-5Gx3	IL64-5Sx3	500	5/16-18	1/2	3/4	1 7/8	3-3/4	3	3/16
IL64-6Gx3	IL64-6Sx3	3000	3/8-16	1/2	3/4	1 7/8	3-3/4	3	3/16
IL64-7Gx3	IL64-7Sx3	5000	1/2-13	1/2	3/4	1 7/8	3-3/4	3	3/16
IL64-8Gx3	IL64-8Sx3	6000	5/8-11	5/8	3/4	1 7/8	3-3/4	3	3/16
IL64-9Gx3	IL64-9Sx3	8000	3/4-10	3/4	3/4	1 7/8	3-3/4	3	3/16
IL64-10Gx3	IL64-10Sx3	10000	1-8	1	1	1 7/8	4	3	1/2
IL64-12Gx3	IL64-12Sx3	10000	1 1/4-7	1 1/4	1	1 7/8	4	3	1/2
IL66-4Gx3	IL66-4Sx3	100	1/4-20	1/2	3/4	2 1/2	3-3/4	3	3/16
IL66-5Gx3	IL66-5Sx3	500	5/16-18	1/2	3/4	2 1/2	3-3/4	3	3/16
IL66-6Gx3	IL66-6Sx3	3000	3/8-16	1/2	3/4	2 1/2	3-3/4	3	3/16
IL66-7Gx3	IL66-7Sx3	5000	1/2-13	1/2	3/4	2 1/2	3-3/4	3	3/16
IL66-8Gx3	IL66-8Sx3	6000	5/8-11	5/8	3/4	2 1/2	3-3/4	3	3/16
IL66-9Gx3	IL66-9Sx3	8000	3/4-10	3/4	3/4	2 1/2	3-3/4	3	3/16
IL66-10Gx3	IL66-10Sx3	10000	1-8	1	1	2 1/2	4	3	1/2
IL66-12Gx3	IL66-12Sx3	10000	1 1/4-7	1 1/4	1	2 1/2	4	3	1/2
IL68-4Gx3	IL68-4Sx3	100	1/4-20	1/2	3/4	3	3-3/4	3	3/16
IL68-5Gx3	IL68-5Sx3	500	5/16-18	1/2	3/4	3	3-3/4	3	3/16
IL68-6Gx3	IL68-6Sx3	3000	3/8-16	1/2	3/4	3	3-3/4	3	3/16
IL68-7Gx3	IL68-7Sx3	5000	1/2-13	1/2	3/4	3	3-3/4	3	3/16
IL68-8Gx3	IL68-8Sx3	6000	5/8-11	5/8	3/4	3	3-3/4	3	3/16
IL68-9Gx3	IL68-9Sx3	8000	3/4-10	3/4	3/4	3	3-3/4	3	3/16
IL68-10Gx3	IL68-10Sx3	10000	1-8	1	1	3	4	3	1/2
IL68-12Gx3	IL68-12Sx3	10000	1 1/4-7	1 1/4	1	3	4	3	1/2
IL70-4Gx3	IL70-4Sx3	100	1/4-20	1/2	3/4	4	3-3/4	3	3/16
IL70-5Gx3	IL70-5Sx3	500	5/16-18	1/2	3/4	4	3-3/4	3	3/16
IL70-6Gx3	IL70-6Sx3	3000	3/8-16	1/2	3/4	4	3-3/4	3	3/16
IL70-7Gx3	IL70-7Sx3	5000	1/2-13	1/2	3/4	4	3-3/4	3	3/16
IL70-8Gx3	IL70-8Sx3	6000	5/8-11	5/8	3/4	4	3-3/4	3	3/16
IL70-9Gx3	IL70-9Sx3	8000	3/4-10	3/4	3/4	4	3-3/4	3	3/16
IL70-10Gx3	IL70-10Sx3	10000	1-8	1	1	4	4	3	1/2
IL70-12Gx3	IL70-12Sx3	10000	1 1/4-7	1 1/4	1	4	4	3	1/2

To order with 1/8" black rubber pad, (add "-P"). To order optional top broached hex, "allen drive," add "-BR". To order with two (2) 5/8" dia. lag holes centered at 2-3/4", (add "-H"). Only available on 4" base.

Top Hex (Allen-drive) Thread & Hex Size							
Thread	1/4-20	5/16-18	3/8-16	1/2-13	5/8-11	3/4-10	1-8
Hex Size	1/8	5/32	3/16	1/4	5/16	3/8	9/16



LOW-PROFILE STUD LEVELERS

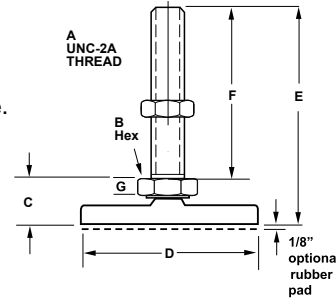
The IEC *Low-Profile Stud Leveler* features an exclusive ball design that minimizes base separation. Ideal for heavy-duty load requirements. Integrated ball and swivel socket provide a low-friction support interface. Perfect for cabinets, instruments, machinery and equipment.

Features

- Steel/stainless steel options
- Integrated ball and stud
- Adjustable height
- Base adjusts 15° off centerline
- Standard gold irridite zinc finish
- Black oxide or clear chromate options
- Optional rubber pad (add -P)
- Non-tilt and extended stud length designs (2" - 8")
- Optional Top-A-Just™ shown at right. (add "-BR" to P/N)

Applications

- Electronic equipment
- Enclosures
- Conveyors
- Machinery
- Work tables
- Display racks



LOW PROFILE - STEEL & STAINLESS STEEL (4" STUD LENGTH)

Steel	Stainless	Load	A	B	C	D	E	F	G
IL60-5Gx4	IL60-5Sx4	500	5/16-18	1/2	3/4	3/4	4-3/4	4	3/16
IL60-6Gx4	IL60-6Sx4	1000	3/8-16	1/2	3/4	3/4	4-3/4	4	3/16
IL60-7Gx4	IL60-7Sx4	2000	1/2-13	1/2	3/4	3/4	4-3/4	4	3/16
IL60-8Gx4	IL60-8Sx4	3000	5/8-11	5/8	3/4	3/4	4-3/4	4	3/16
IL60-9Gx4	IL60-9Sx4	4000	3/4-10	3/4	3/4	3/4	4-3/4	4	3/16
IL60-10Gx4	IL60-10Sx4	5000	1-8	1	1	3/4	5	4	1/2
IL60-12Gx4	IL60-12Sx4	5000	1 1/4-7	1 1/4	1	3/4	5	4	1/2
IL62-5Gx4	IL62-5Sx4	500	5/16-18	1/2	3/4	1 1/4	4-3/4	4	3/16
IL62-6Gx4	IL62-6Sx4	1000	3/8-16	1/2	3/4	1 1/4	4-3/4	4	3/16
IL62-7Gx4	IL62-7Sx4	2000	1/2-13	1/2	3/4	1 1/4	4-3/4	4	3/16
IL62-8Gx4	IL62-8Sx4	3000	5/8-11	5/8	3/4	1 1/4	4-3/4	4	3/16
IL62-9Gx4	IL62-9Sx4	4000	3/4-10	3/4	3/4	1 1/4	4-3/4	4	3/16
IL62-10Gx4	IL62-10Sx4	5000	1-8	1	1	1 1/4	5	4	1/2
IL62-12Gx4	IL62-12Sx4	5000	1 1/4-7	1 1/4	1	1 1/4	5	4	1/2
IL64-5Gx4	IL64-5Sx4	500	5/16-18	1/2	3/4	1 7/8	4-3/4	4	3/16
IL64-6Gx4	IL64-6Sx4	3000	3/8-16	1/2	3/4	1 7/8	4-3/4	4	3/16
IL64-7Gx4	IL64-7Sx4	5000	1/2-13	1/2	3/4	1 7/8	4-3/4	4	3/16
IL64-8Gx4	IL64-8Sx4	6000	5/8-11	5/8	3/4	1 7/8	4-3/4	4	3/16
IL64-9Gx4	IL64-9Sx4	8000	3/4-10	3/4	3/4	1 7/8	4-3/4	4	3/16
IL64-10Gx4	IL64-10Sx4	10000	1-8	1	1	1 7/8	5	4	1/2
IL64-12Gx4	IL64-12Sx4	10000	1 1/4-7	1 1/4	1	1 7/8	5	4	1/2
IL66-5Gx4	IL66-5Sx4	500	5/16-18	1/2	3/4	2 1/2	4-3/4	4	3/16
IL66-6Gx4	IL66-6Sx4	3000	3/8-16	1/2	3/4	2 1/2	4-3/4	4	3/16
IL66-7Gx4	IL66-7Sx4	5000	1/2-13	1/2	3/4	2 1/2	4-3/4	4	3/16
IL66-8Gx4	IL66-8Sx4	6000	5/8-11	5/8	3/4	2 1/2	4-3/4	4	3/16
IL66-9Gx4	IL66-9Sx4	8000	3/4-10	3/4	3/4	2 1/2	4-3/4	4	3/16
IL66-10Gx4	IL66-10Sx4	10000	1-8	1	1	2 1/2	5	4	1/2
IL66-12Gx4	IL66-12Sx4	10000	1 1/4-7	1 1/4	1	2 1/2	5	4	1/2
IL68-5Gx4	IL68-5Sx4	500	5/16-18	1/2	3/4	3	4-3/4	4	3/16
IL68-6Gx4	IL68-6Sx4	3000	3/8-16	1/2	3/4	3	4-3/4	4	3/16
IL68-7Gx4	IL68-7Sx4	5000	1/2-13	1/2	3/4	3	4-3/4	4	3/16
IL68-8Gx4	IL68-8Sx4	6000	5/8-11	5/8	3/4	3	4-3/4	4	3/16
IL68-9Gx4	IL68-9Sx4	8000	3/4-10	3/4	3/4	3	4-3/4	4	3/16
IL68-10Gx4	IL68-10Sx4	10000	1-8	1	1	3	5	4	1/2
IL68-12Gx4	IL68-12Sx4	10000	1 1/4-7	1 1/4	1	3	5	4	1/2
IL70-5Gx4	IL70-5Sx4	500	5/16-18	1/2	3/4	4	4-3/4	4	3/16
IL70-6Gx4	IL70-6Sx4	3000	3/8-16	1/2	3/4	4	4-3/4	4	3/16
IL70-7Gx4	IL70-7Sx4	5000	1/2-13	1/2	3/4	4	4-3/4	4	3/16
IL70-8Gx4	IL70-8Sx4	6000	5/8-11	5/8	3/4	4	4-3/4	4	3/16
IL70-9Gx4	IL70-9Sx4	8000	3/4-10	3/4	3/4	4	4-3/4	4	3/16
IL70-10Gx4	IL70-10Sx4	10000	1-8	1	1	4	5	4	1/2
IL70-12Gx4	IL70-12Sx4	10000	1 1/4-7	1 1/4	1	4	5	4	1/2

To order with 1/8" black rubber pad, (add "-P"). To order optional top broached hex, "allen drive," add "-BR". To order with two (2) 5/8" dia. lag holes centered at 2-3/4", (add "-H"). Only available on 4" base.

Top Hex (Allen-drive) Thread & Hex Size								
Thread	1/4-20	5/16-18	3/8-16	1/2-13	5/8-11	3/4-10	1-8	1-1/4-7
Hex Size	1/8	5/32	3/16	1/4	5/16	3/8	9/16	5/8



LOW-PROFILE STUD LEVELERS

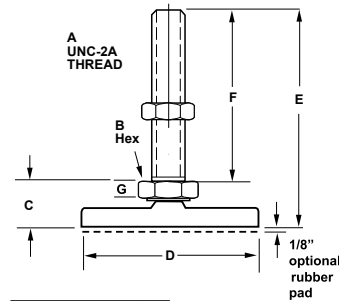
The IEC *Low-Profile Stud Leveler* features an exclusive ball design that minimizes base separation. Ideal for heavy-duty load requirements. Integrated ball and swivel socket provide a low-friction support interface. Perfect for cabinets, instruments, machinery and equipment.

Features

- Steel/stainless steel options
- Integrated ball and stud
- Adjustable height
- Base adjusts 15° off centerline
- Standard gold irridite zinc finish
- Black oxide or clear chromate options
- Optional rubber pad (add -P)
- Non-tilt and extended stud length designs (2" - 8")
- Optional Top-A-Just™ shown at right. (add "-BR" to P/N)

Applications

- Electronic equipment
- Enclosures
- Conveyors
- Machinery
- Work tables
- Display racks



LOW PROFILE - STEEL & STAINLESS STEEL (5" STUD LENGTH)

Steel	Stainless	Load	A	B	C	D	E	F	G
IL60-6Gx5	IL60-6Sx5	1000	3/8-16	1/2	3/4	3/4	5-3/4	5	3/16
IL60-7Gx5	IL60-7Sx5	2000	1/2-13	1/2	3/4	3/4	5-3/4	5	3/16
IL60-8Gx5	IL60-8Sx5	3000	5/8-11	5/8	3/4	3/4	5-3/4	5	3/16
IL60-9Gx5	IL60-9Sx5	4000	3/4-10	3/4	3/4	3/4	5-3/4	5	3/16
IL60-10Gx5	IL60-10Sx5	5000	1-8	1	1	3/4	6	5	1/2
IL60-12Gx5	IL60-12Sx5	5000	1 1/4-7	1 1/4	1	3/4	6	5	1/2
IL62-6Gx5	IL62-6Sx5	1000	3/8-16	1/2	3/4	1 1/4	5-3/4	5	3/16
IL62-7Gx5	IL62-7Sx5	2000	1/2-13	1/2	3/4	1 1/4	5-3/4	5	3/16
IL62-8Gx5	IL62-8Sx5	3000	5/8-11	5/8	3/4	1 1/4	5-3/4	5	3/16
IL62-9Gx5	IL62-9Sx5	4000	3/4-10	3/4	3/4	1 1/4	5-3/4	5	3/16
IL62-10Gx5	IL62-10Sx5	5000	1-8	1	1	1 1/4	6	5	1/2
IL62-12Gx5	IL62-12Sx5	5000	1 1/4-7	1 1/4	1	1 1/4	6	5	1/2
IL64-6Gx5	IL64-6Sx5	3000	3/8-16	1/2	3/4	1 7/8	5-3/4	5	3/16
IL64-7Gx5	IL64-7Sx5	5000	1/2-13	1/2	3/4	1 7/8	5-3/4	5	3/16
IL64-8Gx5	IL64-8Sx5	6000	5/8-11	5/8	3/4	1 7/8	5-3/4	5	3/16
IL64-9Gx5	IL64-9Sx5	8000	3/4-10	3/4	3/4	1 7/8	5-3/4	5	3/16
IL64-10Gx5	IL64-10Sx5	10000	1-8	1	1	1 7/8	6	5	1/2
IL64-12Gx5	IL64-12Sx5	10000	1 1/4-7	1 1/4	1	1 7/8	6	5	1/2
IL66-6Gx5	IL66-6Sx5	3000	3/8-16	1/2	3/4	2 1/2	5-3/4	5	3/16
IL66-7Gx5	IL66-7Sx5	5000	1/2-13	1/2	3/4	2 1/2	5-3/4	5	3/16
IL66-8Gx5	IL66-8Sx5	6000	5/8-11	5/8	3/4	2 1/2	5-3/4	5	3/16
IL66-9Gx5	IL66-9Sx5	8000	3/4-10	3/4	3/4	2 1/2	5-3/4	5	3/16
IL66-10Gx5	IL66-10Sx5	10000	1-8	1	1	2 1/2	6	5	1/2
IL66-12Gx5	IL66-12Sx5	10000	1 1/4-7	1 1/4	1	2 1/2	6	5	1/2
IL68-6Gx5	IL68-6Sx5	3000	3/8-16	1/2	3/4	3	5-3/4	5	3/16
IL68-7Gx5	IL68-7Sx5	5000	1/2-13	1/2	3/4	3	5-3/4	5	3/16
IL68-8Gx5	IL68-8Sx5	6000	5/8-11	5/8	3/4	3	5-3/4	5	3/16
IL68-9Gx5	IL68-9Sx5	8000	3/4-10	3/4	3/4	3	5-3/4	5	3/16
IL68-10Gx5	IL68-10Sx5	10000	1-8	1	1	3	6	5	1/2
IL68-12Gx5	IL68-12Sx5	10000	1 1/4-7	1 1/4	1	3	6	5	1/2
IL70-6Gx5	IL70-6Sx5	3000	3/8-16	1/2	3/4	4	5-3/4	5	3/16
IL70-7Gx5	IL70-7Sx5	5000	1/2-13	1/2	3/4	4	5-3/4	5	3/16
IL70-8Gx5	IL70-8Sx5	6000	5/8-11	5/8	3/4	4	5-3/4	5	3/16
IL70-9Gx5	IL70-9Sx5	8000	3/4-10	3/4	3/4	4	5-3/4	5	3/16
IL70-10Gx5	IL70-10Sx5	10000	1-8	1	1	4	6	5	1/2
IL70-12Gx5	IL70-12Sx5	10000	1 1/4-7	1 1/4	1	4	6	5	1/2

To order with 1/8" black rubber pad, (add "-P"). To order optional top broached hex, "allen drive," add "-BR".
 To order with two (2) 5/8" dia. lag holes centered at 2-3/4", (add "-H"). Only available on 4" base.

Top Hex (Allen-drive) Thread & Hex Size								
Thread	1/4-20	5/16-18	3/8-16	1/2-13	5/8-11	3/4-10	1-8	1-1/4-7
Hex Size	1/8	5/32	3/16	1/4	5/16	3/8	9/16	5/8



LOW-PROFILE STUD LEVELERS


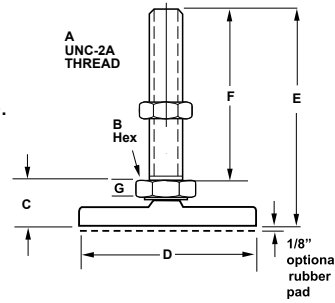
The IEC *Low-Profile Stud Leveler* features an exclusive ball design that minimizes base separation. Ideal for heavy-duty load requirements. Integrated ball and swivel socket provide a low-friction support interface. Perfect for cabinets, instruments, machinery and equipment.

Features

- Steel/stainless steel options
- Integrated ball and stud
- Adjustable height
- Base adjusts 15° off centerline
- Standard gold irridite zinc finish
- Black oxide or clear chromate options
- Optional rubber pad (add -P)
- Non-tilt and extended stud length designs (2" - 8")
- Optional Top-A-Just™ shown at right. (add "-BR" to P/N)

Applications

- Electronic equipment
- Enclosures
- Conveyors
- Machinery
- Work tables
- Display racks



LOW PROFILE - STEEL & STAINLESS STEEL (6" STUD LENGTH)

Steel	Stainless	Load	A	B	C	D	E	F	G
IL60-6Gx6	IL60-6Sx6	1000	3/8-16	1/2	3/4	3/4	6-3/4	6	3/16
IL60-7Gx6	IL60-7Sx6	2000	1/2-13	1/2	3/4	3/4	6-3/4	6	3/16
IL60-8Gx6	IL60-8Sx6	3000	5/8-11	5/8	3/4	3/4	6-3/4	6	3/16
IL60-9Gx6	IL60-9Sx6	4000	3/4-10	3/4	3/4	3/4	6-3/4	6	3/16
IL60-10Gx6	IL60-10Sx6	5000	1-8	1	1	3/4	7	6	1/2
IL60-12Gx6	IL60-12Sx6	5000	1 1/4-7	1 1/4	1	3/4	7	6	1/2
IL62-6Gx6	IL62-6Sx6	1000	3/8-16	1/2	3/4	1 1/4	6-3/4	6	3/16
IL62-7Gx6	IL62-7Sx6	2000	1/2-13	1/2	3/4	1 1/4	6-3/4	6	3/16
IL62-8Gx6	IL62-8Sx6	3000	5/8-11	5/8	3/4	1 1/4	6-3/4	6	3/16
IL62-9Gx6	IL62-9Sx6	4000	3/4-10	3/4	3/4	1 1/4	6-3/4	6	3/16
IL62-10Gx6	IL62-10Sx6	5000	1-8	1	1	1 1/4	7	6	1/2
IL62-12Gx6	IL62-12Sx6	5000	1 1/4-7	1 1/4	1	1 1/4	7	6	1/2
IL64-6Gx6	IL64-6Sx6	3000	3/8-16	1/2	3/4	1 7/8	6-3/4	6	3/16
IL64-7Gx6	IL64-7Sx6	5000	1/2-13	1/2	3/4	1 7/8	6-3/4	6	3/16
IL64-8Gx6	IL64-8Sx6	6000	5/8-11	5/8	3/4	1 7/8	6-3/4	6	3/16
IL64-9Gx6	IL64-9Sx6	8000	3/4-10	3/4	3/4	1 7/8	6-3/4	6	3/16
IL64-10Gx6	IL64-10Sx6	10000	1-8	1	1	1 7/8	7	6	1/2
IL64-12Gx6	IL64-12Sx6	10000	1 1/4-7	1 1/4	1	1 7/8	7	6	1/2
IL66-6Gx6	IL66-6Sx6	3000	3/8-16	1/2	3/4	2 1/2	6-3/4	6	3/16
IL66-7Gx6	IL66-7Sx6	5000	1/2-13	1/2	3/4	2 1/2	6-3/4	6	3/16
IL66-8Gx6	IL66-8Sx6	6000	5/8-11	5/8	3/4	2 1/2	6-3/4	6	3/16
IL66-9Gx6	IL66-9Sx6	8000	3/4-10	3/4	3/4	2 1/2	6-3/4	6	3/16
IL66-10Gx6	IL66-10Sx6	10000	1-8	1	1	2 1/2	7	6	1/2
IL66-12Gx6	IL66-12Sx6	10000	1 1/4-7	1 1/4	1	2 1/2	7	6	1/2
IL68-6Gx6	IL68-6Sx6	3000	3/8-16	1/2	3/4	3	6-3/4	6	3/16
IL68-7Gx6	IL68-7Sx6	5000	1/2-13	1/2	3/4	3	6-3/4	6	3/16
IL68-8Gx6	IL68-8Sx6	6000	5/8-11	5/8	3/4	3	6-3/4	6	3/16
IL68-9Gx6	IL68-9Sx6	8000	3/4-10	3/4	3/4	3	6-3/4	6	3/16
IL68-10Gx6	IL68-10Sx6	10000	1-8	1	1	3	7	6	1/2
IL68-12Gx6	IL68-12Sx6	10000	1 1/4-7	1 1/4	1	3	7	6	1/2
IL70-6Gx6	IL70-6Sx6	3000	3/8-16	1/2	3/4	4	6-3/4	6	3/16
IL70-7Gx6	IL70-7Sx6	5000	1/2-13	1/2	3/4	4	6-3/4	6	3/16
IL70-8Gx6	IL70-8Sx6	6000	5/8-11	5/8	3/4	4	6-3/4	6	3/16
IL70-9Gx6	IL70-9Sx6	8000	3/4-10	3/4	3/4	4	6-3/4	6	3/16
IL70-10Gx6	IL70-10Sx6	10000	1-8	1	1	4	7	6	1/2
IL70-12Gx6	IL70-12Sx6	10000	1 1/4-7	1 1/4	1	4	7	6	1/2

To order with 1/8" black rubber pad, (add "-P"). To order optional top broached hex, "allen drive," add "-BR".
 To order with two (2) 5/8" dia. lag holes centered at 2-3/4", (add "-H"). Only available on 4" base.

Top Hex (Allen-drive) Thread & Hex Size								
Thread	1/4-20	5/16-18	3/8-16	1/2-13	5/8-11	3/4-10	1-8	1-1/4-7
Hex Size	1/8	5/32	3/16	1/4	5/16	3/8	9/16	5/8



LOW-PROFILE STUD LEVELERS

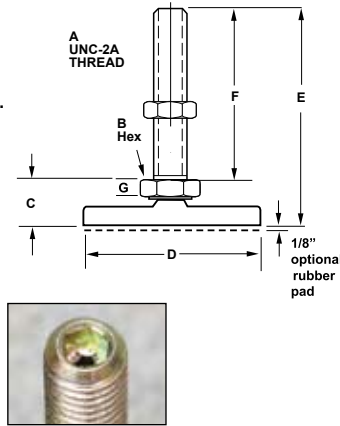
The IEC *Low-Profile Stud Leveler* features an exclusive ball design that minimizes base separation. Ideal for heavy-duty load requirements. Integrated ball and swivel socket provide a low-friction support interface. Perfect for cabinets, instruments, machinery and equipment.

Features

- Steel/stainless steel options
- Integrated ball and stud
- Adjustable height
- Base adjusts 15° off centerline
- Standard gold irridite zinc finish
- Black oxide or clear chromate options
- Optional rubber pad (add -P)
- Non-tilt and extended stud length designs (2" - 8")
- Optional Top-A-Just™ shown at right. (add "-BR" to P/N)

Applications

- Electronic equipment
- Enclosures
- Conveyors
- Machinery
- Work tables
- Display racks



LOW PROFILE - STEEL & STAINLESS STEEL (8" STUD LENGTH)

Steel	Stainless	Load	A	B	C	D	E	F	G
IL60-7Gx8	IL60-7Sx8	2000	1/2-13	1/2	3/4	3/4	8-3/4	8	3/16
IL60-8Gx8	IL60-8Sx8	3000	5/8-11	5/8	3/4	3/4	8-3/4	8	3/16
IL60-9Gx8	IL60-9Sx8	4000	3/4-10	3/4	3/4	3/4	8-3/4	8	3/16
IL60-10Gx8	IL60-10Sx8	5000	1-8	1	1	3/4	9	8	1/2
IL60-12Gx8	IL60-12Sx8	5000	1 1/4-7	1 1/4	1	3/4	9	8	1/2
IL62-7Gx8	IL62-7Sx8	2000	1/2-13	1/2	3/4	1 1/4	8-3/4	8	3/16
IL62-8Gx8	IL62-8Sx8	3000	5/8-11	5/8	3/4	1 1/4	8-3/4	8	3/16
IL62-9Gx8	IL62-9Sx8	4000	3/4-10	3/4	3/4	1 1/4	8-3/4	8	3/16
IL62-10Gx8	IL62-10Sx8	5000	1-8	1	1	1 1/4	9	8	1/2
IL62-12Gx8	IL62-12Sx8	5000	1 1/4-7	1 1/4	1	1 1/4	9	8	1/2
IL64-7Gx8	IL64-7Sx8	5000	1/2-13	1/2	3/4	1 7/8	8-3/4	8	3/16
IL64-8Gx8	IL64-8Sx8	6000	5/8-11	5/8	3/4	1 7/8	8-3/4	8	3/16
IL64-9Gx8	IL64-9Sx8	8000	3/4-10	3/4	3/4	1 7/8	8-3/4	8	3/16
IL64-10Gx8	IL64-10Sx8	10000	1-8	1	1	1 7/8	9	8	1/2
IL64-12Gx8	IL64-12Sx8	10000	1 1/4-7	1 1/4	1	1 7/8	9	8	1/2
IL66-7Gx8	IL66-7Sx8	5000	1/2-13	1/2	3/4	2 1/2	8-3/4	8	3/16
IL66-8Gx8	IL66-8Sx8	6000	5/8-11	5/8	3/4	2 1/2	8-3/4	8	3/16
IL66-9Gx8	IL66-9Sx8	8000	3/4-10	3/4	3/4	2 1/2	8-3/4	8	3/16
IL66-10Gx8	IL66-10Sx8	10000	1-8	1	1	2 1/2	9	8	1/2
IL66-12Gx8	IL66-12Sx8	10000	1 1/4-7	1 1/4	1	2 1/2	9	8	1/2
IL68-7Gx8	IL68-7Sx8	5000	1/2-13	1/2	3/4	3	8-3/4	8	3/16
IL68-8Gx8	IL68-8Sx8	6000	5/8-11	5/8	3/4	3	8-3/4	8	3/16
IL68-9Gx8	IL68-9Sx8	8000	3/4-10	3/4	3/4	3	8-3/4	8	3/16
IL68-10Gx8	IL68-10Sx8	10000	1-8	1	1	3	9	8	1/2
IL68-12Gx8	IL68-12Sx8	10000	1 1/4-7	1 1/4	1	3	9	8	1/2
IL70-7Gx8	IL70-7Sx8	5000	1/2-13	1/2	3/4	4	8-3/4	8	3/16
IL70-8Gx8	IL70-8Sx8	6000	5/8-11	5/8	3/4	4	8-3/4	8	3/16
IL70-9Gx8	IL70-9Sx8	8000	3/4-10	3/4	3/4	4	8-3/4	8	3/16
IL70-10Gx8	IL70-10Sx8	10000	1-8	1	1	4	9	8	1/2
IL70-12Gx8	IL70-12Sx8	10000	1 1/4-7	1 1/4	1	4	9	8	1/2

To order with 1/8" black rubber pad, (add "-P"). To order optional top broached hex, "allen drive," add "-BR". To order with two (2) 5/8" dia. lag holes centered at 2-3/4", (add "-H"). Only available on 4" base.

Top Hex (Allen-drive) Thread & Hex Size								
Thread	1/4-20	5/16-18	3/8-16	1/2-13	5/8-11	3/4-10	1-8	1-1/4-7
Hex Size	1/8	5/32	3/16	1/4	5/16	3/8	9/16	5/8



LOW-PROFILE METRIC STUD LEVELERS

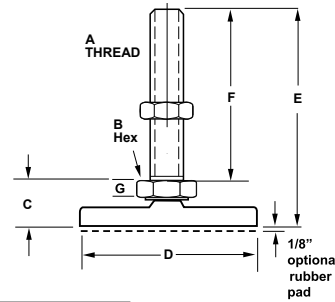
The IEC *Metric Low-Profile Stud Leveler* features an exclusive ball design that minimizes base separation. Ideal for heavy-duty load requirements. Integrated ball and swivel socket provide a low-friction support interface. Perfect for cabinets, instruments, machinery and equipment.

Features

- Steel/stainless steel options
- Integrated ball and stud
- Adjustable height
- Base adjusts 15° off centerline
- Standard gold irridite zinc finish
- Black oxide or clear chromate options
- Optional rubber pad (add -P)
- Non-tilt and extended stud length designs (2" - 8")
- Optional Top-A-Just™ shown at right. (add "-BR" to P/N)

Applications

- Electronic equipment
- Enclosures
- Conveyors
- Machinery
- Work tables
- Display racks



LOW PROFILE - METRIC STEEL & STAINLESS STEEL (2" STUD)

Steel	Stainless	Load	A	B	C	D	E	F	G
IL60-M6G	IL60-M6S	100	M6x1	1/2	3/4	3/4	2-3/4	2	3/16
IL60-M8G	IL60-M8S	500	M8x1.25	1/2	3/4	3/4	2-3/4	2	3/16
IL60-M10G	IL60-M10S	1000	M10x1.50	1/2	3/4	3/4	2-3/4	2	3/16
IL60-M12G	IL60-M12S	2000	M12x1.75	1/2	3/4	3/4	2-3/4	2	3/16
IL60-M16G	IL60-M16S	3000	M16x2.00	5/8	3/4	3/4	2-3/4	2	3/16
IL60-M20G	IL60-M20S	4000	M20x2.50	3/4	3/4	3/4	2-3/4	2	3/16
IL60-M24G	IL60-M24S	5000	M24x3.00	1	1	3/4	3	2	1/2
IL62-M6G	IL62-M6S	100	M6x1	1/2	3/4	1 1/4	2-3/4	2	3/16
IL62-M8G	IL62-M8S	500	M8x1.25	1/2	3/4	1 1/4	2-3/4	2	3/16
IL62-M10G	IL62-M10S	1000	M10x1.50	1/2	3/4	1 1/4	2-3/4	2	3/16
IL62-M12G	IL62-M12S	2000	M12x1.75	1/2	3/4	1 1/4	2-3/4	2	3/16
IL62-M16G	IL62-M16S	3000	M16x2.00	5/8	3/4	1 1/4	2-3/4	2	3/16
IL62-M20G	IL62-M20S	4000	M20x2.50	3/4	3/4	1 1/4	2-3/4	2	3/16
IL62-M24G	IL62-M24S	5000	M24x3.00	1	1	1 1/4	3	2	1/2
IL64-M6G	IL64-M6S	100	M6x1	1/2	3/4	1 7/8	2-3/4	2	3/16
IL64-M8G	IL64-M8S	500	M8x1.25	1/2	3/4	1 7/8	2-3/4	2	3/16
IL64-M10G	IL64-M10S	3000	M10x1.50	1/2	3/4	1 7/8	2-3/4	2	3/16
IL64-M12G	IL64-M12S	5000	M12x1.75	1/2	3/4	1 7/8	2-3/4	2	3/16
IL64-M16G	IL64-M16S	6000	M16x2.00	5/8	3/4	1 7/8	2-3/4	2	3/16
IL64-M20G	IL64-M20S	8000	M20x2.50	3/4	3/4	1 7/8	2-3/4	2	3/16
IL64-M24G	IL64-M24S	10000	M24x3.00	1	1	1 7/8	3	2	1/2
IL66-M6G	IL66-M6S	100	M6x1	1/2	3/4	2 1/2	2-3/4	2	3/16
IL66-M8G	IL66-M8S	500	M8x1.25	1/2	3/4	2 1/2	2-3/4	2	3/16
IL66-M10G	IL66-M10S	3000	M10x1.50	1/2	3/4	2 1/2	2-3/4	2	3/16
IL66-M12G	IL66-M12S	5000	M12x1.75	1/2	3/4	2 1/2	2-3/4	2	3/16
IL66-M16G	IL66-M16S	6000	M16x2.00	5/8	3/4	2 1/2	2-3/4	2	3/16
IL66-M20G	IL66-M20S	8000	M20x2.50	3/4	3/4	2 1/2	2-3/4	2	3/16
IL66-M24G	IL66-M24S	10000	M24x3.00	1	1	2 1/2	3	2	1/2
IL68-M6G	IL68-M6S	100	M6x1	1/2	3/4	3	2-3/4	2	3/16
IL68-M8G	IL68-M8S	500	M8x1.25	1/2	3/4	3	2-3/4	2	3/16
IL68-M10G	IL68-M10S	3000	M10x1.50	1/2	3/4	3	2-3/4	2	3/16
IL68-M12G	IL68-M12S	5000	M12x1.75	1/2	3/4	3	2-3/4	2	3/16
IL68-M16G	IL68-M16S	6000	M16x2.00	5/8	3/4	3	2-3/4	2	3/16
IL68-M20G	IL68-M20S	8000	M20x2.50	3/4	3/4	3	2-3/4	2	3/16
IL68-M24G	IL68-M24S	10000	M24x3.00	1	1	3	3	2	1/2
IL70-M6G	IL70-M6S	100	M6x1	1/2	3/4	4	2-3/4	2	3/16
IL70-M8G	IL70-M8S	500	M8x1.25	1/2	3/4	4	2-3/4	2	3/16
IL70-M10G	IL70-M10S	3000	M10x1.50	1/2	3/4	4	2-3/4	2	3/16
IL70-M12G	IL70-M12S	5000	M12x1.75	1/2	3/4	4	2-3/4	2	3/16
IL70-M16G	IL70-M16S	6000	M16x2.00	5/8	3/4	4	2-3/4	2	3/16
IL70-M20G	IL70-M20S	8000	M20x2.50	3/4	3/4	4	2-3/4	2	3/16
IL70-M24G	IL70-M24S	10000	M24x3.00	1	1	4	3	2	1/2

To order with 1/8" black rubber pad, (add "-P"). To order optional top broached hex, "allen drive," add "-BR". To order with two (2) 5/8" dia. lag holes centered at 2-3/4", (add "-H"). Only available on 4" base.

Top Hex (Allen-drive) Thread & Hex Size							
Thread	M6x1	M8x1.25	M10x1.50	M12x1.75	M16x2.00	M20x2.50	M24x3.00
Hex Size	3mm	4mm	5mm	6mm	8mm	10mm	12mm



LOW-PROFILE METRIC STUD LEVELERS

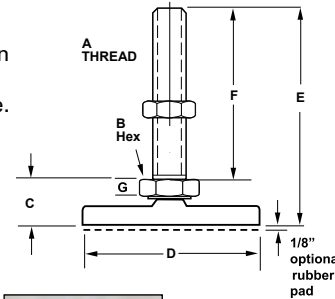
The IEC *Metric Low-Profile Stud Leveler* features an exclusive ball design that minimizes base separation. Ideal for heavy-duty load requirements. Integrated ball and swivel socket provide a low-friction support interface. Perfect for cabinets, instruments, machinery and equipment.

Features

- Steel/stainless steel options
- Integrated ball and stud
- Adjustable height
- Base adjusts 15° off centerline
- Standard gold irridite zinc finish
- Black oxide or clear chromate options
- Optional rubber pad (add -P)
- Non-tilt and extended stud length designs (2" - 8")
- Optional Top-A-Just™ shown at right. (add "-BR" to P/N)

Applications

- Electronic equipment
- Enclosures
- Conveyors
- Machinery
- Work tables
- Display racks



LOW PROFILE - METRIC STEEL & STAINLESS STEEL (3" STUD)

Steel	Stainless	Load	A	B	C	D	E	F	G
IL60-M8Gx3	IL60-M8Sx3	500	M8x1.25	1/2	3/4	3/4	3-3/4	3	3/16
IL60-M10Gx3	IL60-M10Sx3	1000	M10x1.50	1/2	3/4	3/4	3-3/4	3	3/16
IL60-M12Gx3	IL60-M12Sx3	2000	M12x1.75	1/2	3/4	3/4	3-3/4	3	3/16
IL60-M16Gx3	IL60-M16Sx3	3000	M16x2.00	5/8	3/4	3/4	3-3/4	3	3/16
IL60-M20Gx3	IL60-M20Sx3	4000	M20x2.50	3/4	3/4	3/4	3-3/4	3	1/2
IL60-M24Gx3	IL60-M24Sx3	5000	M24x3.00	1	1	3/4	4	3	1/2
IL62-M8Gx3	IL62-M8Sx3	500	M8x1.25	1/2	3/4	1 1/4	3-3/4	3	3/16
IL62-M10Gx3	IL62-M10Sx3	1000	M10x1.50	1/2	3/4	1 1/4	3-3/4	3	3/16
IL62-M12Gx3	IL62-M12Sx3	2000	M12x1.75	1/2	3/4	1 1/4	3-3/4	3	3/16
IL62-M16Gx3	IL62-M16Sx3	3000	M16x2.00	5/8	3/4	1 1/4	3-3/4	3	3/16
IL62-M20Gx3	IL62-M20Sx3	4000	M20x2.50	3/4	3/4	1 1/4	3-3/4	3	1/2
IL62-M24Gx3	IL62-M24Sx3	5000	M24x3.00	1	1	1 1/4	4	3	1/2
IL64-M8Gx3	IL64-M8Sx3	500	M8x1.25	1/2	3/4	1 7/8	3-3/4	3	3/16
IL64-M10Gx3	IL64-M10Sx3	3000	M10x1.50	1/2	3/4	1 7/8	3-3/4	3	3/16
IL64-M12Gx3	IL64-M12Sx3	5000	M12x1.75	1/2	3/4	1 7/8	3-3/4	3	3/16
IL64-M16Gx3	IL64-M16Sx3	6000	M16x2.00	5/8	3/4	1 7/8	3-3/4	3	3/16
IL64-M20Gx3	IL64-M20Sx3	8000	M20x2.50	3/4	3/4	1 7/8	3-3/4	3	1/2
IL64-M24Gx3	IL64-M24Sx3	10000	M24x3.00	1	1	1 7/8	4	3	1/2
IL66-M8Gx3	IL66-M8Sx3	500	M8x1.25	1/2	3/4	2 1/2	3-3/4	3	3/16
IL66-M10Gx3	IL66-M10Sx3	3000	M10x1.50	1/2	3/4	2 1/2	3-3/4	3	3/16
IL66-M12Gx3	IL66-M12Sx3	5000	M12x1.75	1/2	3/4	2 1/2	3-3/4	3	3/16
IL66-M16Gx3	IL66-M16Sx3	6000	M16x2.00	5/8	3/4	2 1/2	3-3/4	3	3/16
IL66-M20Gx3	IL66-M20Sx3	8000	M20x2.50	3/4	3/4	2 1/2	3-3/4	3	1/2
IL66-M24Gx3	IL66-M24Sx3	10000	M24x3.00	1	1	2 1/2	4	3	1/2
IL68-M8Gx3	IL68-M8Sx3	500	M8x1.25	1/2	3/4	3	3-3/4	3	3/16
IL68-M10Gx3	IL68-M10Sx3	3000	M10x1.50	1/2	3/4	3	3-3/4	3	3/16
IL68-M12Gx3	IL68-M12Sx3	5000	M12x1.75	1/2	3/4	3	3-3/4	3	3/16
IL68-M16Gx3	IL68-M16Sx3	6000	M16x2.00	5/8	3/4	3	3-3/4	3	3/16
IL68-M20Gx3	IL68-M20Sx3	8000	M20x2.50	3/4	3/4	3	3-3/4	3	1/2
IL68-M24Gx3	IL68-M24Sx3	10000	M24x3.00	1	1	3	4	3	1/2
IL70-M8Gx3	IL70-M8Sx3	500	M8x1.25	1/2	3/4	4	3-3/4	3	3/16
IL70-M10Gx3	IL70-M10Sx3	3000	M10x1.50	1/2	3/4	4	3-3/4	3	3/16
IL70-M12Gx3	IL70-M12Sx3	5000	M12x1.75	1/2	3/4	4	3-3/4	3	3/16
IL70-M16Gx3	IL70-M16Sx3	6000	M16x2.00	5/8	3/4	4	3-3/4	3	3/16
IL70-M20Gx3	IL70-M20Sx3	8000	M20x2.50	3/4	3/4	4	3-3/4	3	1/2
IL70-M24Gx3	IL70-M24Sx3	10000	M24x3.00	1	1	4	4	3	1/2

To order with 1/8" black rubber pad, (add "-P"). To order optional top broached hex, "allen drive," add "-BR". To order with two (2) 5/8" dia. lag holes centered at 2-3/4", (add "-H"). Only available on 4" base.

Top Hex (Allen-drive) Thread & Hex Size							
Thread	M6x1	M8x1.25	M10x1.50	M12x1.75	M16x2.00	M20x2.50	M24x3.00
Hex Size	3mm	4mm	5mm	6mm	8mm	10mm	12mm



LOW-PROFILE METRIC STUD LEVELERS

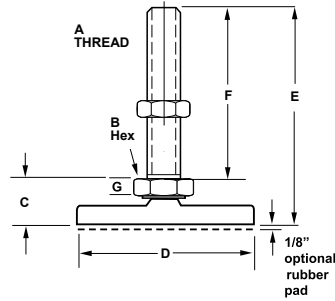
The IEC *Metric Low-Profile Stud Leveler* features an exclusive ball design that minimizes base separation. Ideal for heavy-duty load requirements. Integrated ball and swivel socket provide a low-friction support interface. Perfect for cabinets, instruments, machinery and equipment.

Features

- Steel/stainless steel options
- Integrated ball and stud
- Adjustable height
- Base adjusts 15° off centerline
- Standard gold irridite zinc finish
- Black oxide or clear chromate options
- Optional rubber pad (add -P)
- Non-tilt and extended stud length designs (2" - 8")
- Optional Top-A-Just™ shown at right. (add "-BR" to P/N)

Applications

- Electronic equipment
- Enclosures
- Conveyors
- Machinery
- Work tables
- Display racks



LOW PROFILE - METRIC STEEL & STAINLESS STEEL (4" STUD)

Steel	Stainless	Load	A	B	C	D	E	F	G
IL60-M8Gx4	IL60-M8Sx4	500	M8x1.25	1/2	3/4	3/4	4-3/4	4	3/16
IL60-M10Gx4	IL60-M10Sx4	1000	M10x1.50	1/2	3/4	3/4	4-3/4	4	3/16
IL60-M12Gx4	IL60-M12Sx4	2000	M12x1.75	1/2	3/4	3/4	4-3/4	4	3/16
IL60-M16Gx4	IL60-M16Sx4	3000	M16x2.00	5/8	3/4	3/4	4-3/4	4	3/16
IL60-M20Gx4	IL60-M20Sx4	4000	M20x2.50	3/4	3/4	3/4	4-3/4	4	1/2
IL60-M24Gx4	IL60-M24Sx4	5000	M24x3.00	1	1	3/4	5	4	1/2
IL62-M8Gx4	IL62-M8Sx4	500	M8x1.25	1/2	3/4	1 1/4	4-3/4	4	3/16
IL62-M10Gx4	IL62-M10Sx4	1000	M10x1.50	1/2	3/4	1 1/4	4-3/4	4	3/16
IL62-M12Gx4	IL62-M12Sx4	2000	M12x1.75	1/2	3/4	1 1/4	4-3/4	4	3/16
IL62-M16Gx4	IL62-M16Sx4	3000	M16x2.00	5/8	3/4	1 1/4	4-3/4	4	3/16
IL62-M20Gx4	IL62-M20Sx4	4000	M20x2.50	3/4	3/4	1 1/4	4-3/4	4	1/2
IL62-M24Gx4	IL62-M24Sx4	5000	M24x3.00	1	1	1 1/4	5	4	1/2
IL64-M8Gx4	IL64-M8Sx4	500	M8x1.25	1/2	3/4	1 7/8	4-3/4	4	3/16
IL64-M10Gx4	IL64-M10Sx4	3000	M10x1.50	1/2	3/4	1 7/8	4-3/4	4	3/16
IL64-M12Gx4	IL64-M12Sx4	5000	M12x1.75	1/2	3/4	1 7/8	4-3/4	4	3/16
IL64-M16Gx4	IL64-M16Sx4	6000	M16x2.00	5/8	3/4	1 7/8	4-3/4	4	3/16
IL64-M20Gx4	IL64-M20Sx4	8000	M20x2.50	3/4	3/4	1 7/8	4-3/4	4	1/2
IL64-M24Gx4	IL64-M24Sx4	10000	M24x3.00	1	1	1 7/8	5	4	1/2
IL66-M8Gx4	IL66-M8Sx4	500	M8x1.25	1/2	3/4	2 1/2	4-3/4	4	3/16
IL66-M10Gx4	IL66-M10Sx4	3000	M10x1.50	1/2	3/4	2 1/2	4-3/4	4	3/16
IL66-M12Gx4	IL66-M12Sx4	5000	M12x1.75	1/2	3/4	2 1/2	4-3/4	4	3/16
IL66-M16Gx4	IL66-M16Sx4	6000	M16x2.00	5/8	3/4	2 1/2	4-3/4	4	3/16
IL66-M20Gx4	IL66-M20Sx4	8000	M20x2.50	3/4	3/4	2 1/2	4-3/4	4	1/2
IL66-M24Gx4	IL66-M24Sx4	10000	M24x3.00	1	1	2 1/2	5	4	1/2
IL68-M8Gx4	IL68-M8Sx4	500	M8x1.25	1/2	3/4	3	4-3/4	4	3/16
IL68-M10Gx4	IL68-M10Sx4	3000	M10x1.50	1/2	3/4	3	4-3/4	4	3/16
IL68-M12Gx4	IL68-M12Sx4	5000	M12x1.75	1/2	3/4	3	4-3/4	4	3/16
IL68-M16Gx4	IL68-M16Sx4	6000	M16x2.00	5/8	3/4	3	4-3/4	4	3/16
IL68-M20Gx4	IL68-M20Sx4	8000	M20x2.50	3/4	3/4	3	4-3/4	4	1/2
IL68-M24Gx4	IL68-M24Sx4	10000	M24x3.00	1	1	3	5	4	1/2
IL70-M8Gx4	IL70-M8Sx4	500	M8x1.25	1/2	3/4	4	4-3/4	4	3/16
IL70-M10Gx4	IL70-M10Sx4	3000	M10x1.50	1/2	3/4	4	4-3/4	4	3/16
IL70-M12Gx4	IL70-M12Sx4	5000	M12x1.75	1/2	3/4	4	4-3/4	4	3/16
IL70-M16Gx4	IL70-M16Sx4	6000	M16x2.00	5/8	3/4	4	4-3/4	4	3/16
IL70-M20Gx4	IL70-M20Sx4	8000	M20x2.50	3/4	3/4	4	4-3/4	4	1/2
IL70-M24Gx4	IL70-M24Sx4	10000	M24x3.00	1	1	4	5	4	1/2

To order with 1/8" black rubber pad, (add "-P"). To order optional top broached hex, "allen drive," add "-BR". To order with two (2) 5/8" dia. lag holes centered at 2-3/4", (add "-H"). Only available on 4" base.

Top Hex (Allen-drive) Thread & Hex Size							
Thread	M6x1	M8x1.25	M10x1.50	M12x1.75	M16x2.00	M20x2.50	M24x3.00
Hex Size	3mm	4mm	5mm	6mm	8mm	10mm	12mm



LOW-PROFILE METRIC STUD LEVELERS

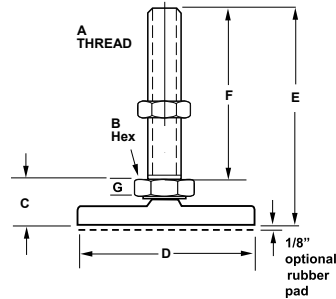
The IEC *Metric Low-Profile Stud Leveler* features an exclusive ball design that minimizes base separation. Ideal for heavy-duty load requirements. Integrated ball and swivel socket provide a low-friction support interface. Perfect for cabinets, instruments, machinery and equipment.

Features

- Steel/stainless steel options
- Integrated ball and stud
- Adjustable height
- Base adjusts 15° off centerline
- Standard gold irridite zinc finish
- Black oxide or clear chromate options
- Optional rubber pad (add -P)
- Non-tilt and extended stud length designs (2" - 8")
- Optional Top-A-Just™ shown at right. (add "-BR" to P/N)

Applications

- Electronic equipment
- Enclosures
- Conveyors
- Machinery
- Work tables
- Display racks



LOW PROFILE - METRIC STEEL & STAINLESS STEEL (5" STUD)

Steel	Stainless	Load	A	B	C	D	E	F	G
IL60-M10Gx5	IL60-M10Sx5	1000	M10x1.50	1/2	3/4	3/4	5-3/4	5	3/16
IL60-M12Gx5	IL60-M12Sx5	2000	M12x1.75	1/2	3/4	3/4	5-3/4	5	3/16
IL60-M16Gx5	IL60-M16Sx5	3000	M16x2.00	5/8	3/4	3/4	5-3/4	5	3/16
IL60-M20Gx5	IL60-M20Sx5	4000	M20x2.50	3/4	3/4	3/4	5-3/4	5	1/2
IL60-M24Gx5	IL60-M24Sx5	5000	M24x3.00	1	1	3/4	6	5	1/2
IL62-M10Gx5	IL62-M10Sx5	1000	M10x1.50	1/2	3/4	1 1/4	5-3/4	5	3/16
IL62-M12Gx5	IL62-M12Sx5	2000	M12x1.75	1/2	3/4	1 1/4	5-3/4	5	3/16
IL62-M16Gx5	IL62-M16Sx5	3000	M16x2.00	5/8	3/4	1 1/4	5-3/4	5	3/16
IL62-M20Gx5	IL62-M20Sx5	4000	M20x2.50	3/4	3/4	1 1/4	5-3/4	5	1/2
IL62-M24Gx5	IL62-M24Sx5	5000	M24x3.00	1	1	1 1/4	6	5	1/2
IL64-M10Gx5	IL64-M10Sx5	3000	M10x1.50	1/2	3/4	1 7/8	5-3/4	5	3/16
IL64-M12Gx5	IL64-M12Sx5	5000	M12x1.75	1/2	3/4	1 7/8	5-3/4	5	3/16
IL64-M16Gx5	IL64-M16Sx5	6000	M16x2.00	5/8	3/4	1 7/8	5-3/4	5	3/16
IL64-M20Gx5	IL64-M20Sx5	8000	M20x2.50	3/4	3/4	1 7/8	5-3/4	5	1/2
IL64-M24Gx5	IL64-M24Sx5	10000	M24x3.00	1	1	1 7/8	6	5	1/2
IL66-M10Gx5	IL66-M10Sx5	3000	M10x1.50	1/2	3/4	2 1/2	5-3/4	5	3/16
IL66-M12Gx5	IL66-M12Sx5	5000	M12x1.75	1/2	3/4	2 1/2	5-3/4	5	3/16
IL66-M16Gx5	IL66-M16Sx5	6000	M16x2.00	5/8	3/4	2 1/2	5-3/4	5	3/16
IL66-M20Gx5	IL66-M20Sx5	8000	M20x2.50	3/4	3/4	2 1/2	5-3/4	5	1/2
IL66-M24Gx5	IL66-M24Sx5	10000	M24x3.00	1	1	2 1/2	6	5	1/2
IL68-M10Gx5	IL68-M10Sx5	3000	M10x1.50	1/2	3/4	3	5-3/4	5	3/16
IL68-M12Gx5	IL68-M12Sx5	5000	M12x1.75	1/2	3/4	3	5-3/4	5	3/16
IL68-M16Gx5	IL68-M16Sx5	6000	M16x2.00	5/8	3/4	3	5-3/4	5	3/16
IL68-M20Gx5	IL68-M20Sx5	8000	M20x2.50	3/4	3/4	3	5-3/4	5	1/2
IL68-M24Gx5	IL68-M24Sx5	10000	M24x3.00	1	1	3	6	5	1/2
IL70-M10Gx5	IL70-M10Sx5	3000	M10x1.50	1/2	3/4	4	5-3/4	5	3/16
IL70-M12Gx5	IL70-M12Sx5	5000	M12x1.75	1/2	3/4	4	5-3/4	5	3/16
IL70-M16Gx5	IL70-M16Sx5	6000	M16x2.00	5/8	3/4	4	5-3/4	5	3/16
IL70-M20Gx5	IL70-M20Sx5	8000	M20x2.50	3/4	3/4	4	5-3/4	5	1/2
IL70-M24Gx5	IL70-M24Sx5	10000	M24x3.00	1	1	4	6	5	1/2

To order with 1/8" black rubber pad, (add "-P"). To order optional top broached hex, "allen drive," add "-BR".
 To order with two (2) 5/8" dia. lag holes centered at 2-3/4", (add "-H"). Only available on 4" base.

Top Hex (Allen-drive) Thread & Hex Size							
Thread	M6x1	M8x1.25	M10x1.50	M12x1.75	M16x2.00	M20x2.50	M24x3.00
Hex Size	3mm	4mm	5mm	6mm	8mm	10mm	12mm



LOW-PROFILE METRIC STUD LEVELERS

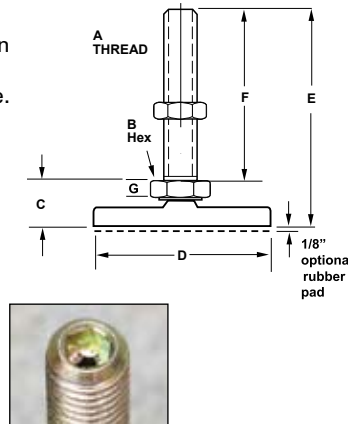
The IEC *Metric Low-Profile Stud Leveler* features an exclusive ball design that minimizes base separation. Ideal for heavy-duty load requirements. Integrated ball and swivel socket provide a low-friction support interface. Perfect for cabinets, instruments, machinery and equipment.

Features

- Steel/stainless steel options
- Integrated ball and stud
- Adjustable height
- Base adjusts 15° off centerline
- Standard gold irridite zinc finish
- Black oxide or clear chromate options
- Optional rubber pad (add -P)
- Non-tilt and extended stud length designs (2" - 8")
- Optional Top-A-Just™ shown at right. (add "-BR" to P/N)

Applications

- Electronic equipment
- Enclosures
- Conveyors
- Machinery
- Work tables
- Display racks



LOW PROFILE - METRIC STEEL & STAINLESS STEEL (6" STUD)

Steel	Stainless	Load	A	B	C	D	E	F	G
IL60-M10Gx6	IL60-M10Sx6	1000	M10x1.50	1/2	3/4	3/4	6-3/4	6	3/16
IL60-M12Gx6	IL60-M12Sx6	2000	M12x1.75	1/2	3/4	3/4	6-3/4	6	3/16
IL60-M16Gx6	IL60-M16Sx6	3000	M16x2.00	5/8	3/4	3/4	6-3/4	6	3/16
IL60-M20Gx6	IL60-M20Sx6	4000	M20x2.50	3/4	3/4	3/4	6-3/4	6	1/2
IL60-M24Gx6	IL60-M24Sx6	5000	M24x3.00	1	1	3/4	7	6	1/2
IL62-M10Gx6	IL62-M10Sx6	1000	M10x1.50	1/2	3/4	1 1/4	6-3/4	6	3/16
IL62-M12Gx6	IL62-M12Sx6	2000	M12x1.75	1/2	3/4	1 1/4	6-3/4	6	3/16
IL62-M16Gx6	IL62-M16Sx6	3000	M16x2.00	5/8	3/4	1 1/4	6-3/4	6	3/16
IL62-M20Gx6	IL62-M20Sx6	4000	M20x2.50	3/4	3/4	1 1/4	6-3/4	6	1/2
IL62-M24Gx6	IL62-M24Sx6	5000	M24x3.00	1	1	1 1/4	7	6	1/2
IL64-M10Gx6	IL64-M10Sx6	3000	M10x1.50	1/2	3/4	1 7/8	6-3/4	6	3/16
IL64-M12Gx6	IL64-M12Sx6	5000	M12x1.75	1/2	3/4	1 7/8	6-3/4	6	3/16
IL64-M16Gx6	IL64-M16Sx6	6000	M16x2.00	5/8	3/4	1 7/8	6-3/4	6	3/16
IL64-M20Gx6	IL64-M20Sx6	8000	M20x2.50	3/4	3/4	1 7/8	6-3/4	6	1/2
IL64-M24Gx6	IL64-M24Sx6	10000	M24x3.00	1	1	1 7/8	7	6	1/2
IL66-M10Gx6	IL66-M10Sx6	3000	M10x1.50	1/2	3/4	2 1/2	6-3/4	6	3/16
IL66-M12Gx6	IL66-M12Sx6	5000	M12x1.75	1/2	3/4	2 1/2	6-3/4	6	3/16
IL66-M16Gx6	IL66-M16Sx6	6000	M16x2.00	5/8	3/4	2 1/2	6-3/4	6	3/16
IL66-M20Gx6	IL66-M20Sx6	8000	M20x2.50	3/4	3/4	2 1/2	6-3/4	6	1/2
IL66-M24Gx6	IL66-M24Sx6	10000	M24x3.00	1	1	2 1/2	7	6	1/2
IL68-M10Gx6	IL68-M10Sx6	3000	M10x1.50	1/2	3/4	3	6-3/4	6	3/16
IL68-M12Gx6	IL68-M12Sx6	5000	M12x1.75	1/2	3/4	3	6-3/4	6	3/16
IL68-M16Gx6	IL68-M16Sx6	6000	M16x2.00	5/8	3/4	3	6-3/4	6	3/16
IL68-M20Gx6	IL68-M20Sx6	8000	M20x2.50	3/4	3/4	3	6-3/4	6	1/2
IL68-M24Gx6	IL68-M24Sx6	1000	M24x3.00	1	1	3	7	6	1/2
IL70-M10Gx6	IL70-M10Sx6	3000	M10x1.50	1/2	3/4	4	6-3/4	6	3/16
IL70-M12Gx6	IL70-M12Sx6	5000	M12x1.75	1/2	3/4	4	6-3/4	6	3/16
IL70-M16Gx6	IL70-M16Sx6	6000	M16x2.00	5/8	3/4	4	6-3/4	6	3/16
IL70-M20Gx6	IL70-M20Sx6	8000	M20x2.50	3/4	3/4	4	6-3/4	6	1/2
IL70-M24Gx6	IL70-M24Sx6	10000	M24x3.00	1	1	4	7	6	1/2

To order with 1/8" black rubber pad, (add "-P"). To order optional top broached hex, "allen drive," add "-BR".
 To order with two (2) 5/8" dia. lag holes centered at 2-3/4", (add "-H"). Only available on 4" base.

Top Hex (Allen-drive) Thread & Hex Size							
Thread	M6x1	M8x1.25	M10x1.50	M12x1.75	M16x2.00	M20x2.50	M24x3.00
Hex Size	3mm	4mm	5mm	6mm	8mm	10mm	12mm



LOW-PROFILE METRIC STUD LEVELERS

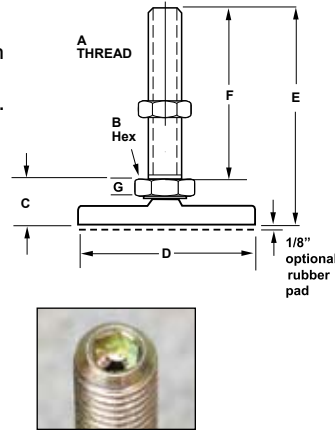
The IEC *Metric Low-Profile Stud Leveler* features an exclusive ball design that minimizes base separation. Ideal for heavy-duty load requirements. Integrated ball and swivel socket provide a low-friction support interface. Perfect for cabinets, instruments, machinery and equipment.

Features

- Steel/stainless steel options
- Integrated ball and stud
- Adjustable height
- Base adjusts 15° off centerline
- Standard gold irridite zinc finish
- Black oxide or clear chromate options
- Optional rubber pad (add -P)
- Non-tilt and extended stud length designs (2" - 8")
- Optional Top-A-Just™ shown at right. (add "-BR" to P/N)

Applications

- Electronic equipment
- Enclosures
- Conveyors
- Machinery
- Work tables
- Display racks



LOW PROFILE - METRIC STEEL & STAINLESS STEEL (8" STUD)

Steel	Stainless	Load	A	B	C	D	E	F	G
IL60-M12Gx8	IL60-M12Sx8	2000	M12x1.75	1/2	3/4	3/4	8-3/4	8	3/16
IL60-M16Gx8	IL60-M16Sx8	3000	M16x2.00	5/8	3/4	3/4	8-3/4	8	3/16
IL60-M20Gx8	IL60-M20Sx8	4000	M20x2.50	3/4	3/4	3/4	8-3/4	8	3/16
IL60-M24Gx8	IL60-M24Sx8	5000	M24x3.00	1	1	3/4	9	8	1/2
IL62-M12Gx8	IL62-M12Sx8	2000	M12x1.75	1/2	3/4	1 1/4	8-3/4	8	3/16
IL62-M16Gx8	IL62-M16Sx8	3000	M16x2.00	5/8	3/4	1 1/4	8-3/4	8	3/16
IL62-M20Gx8	IL62-M20Sx8	4000	M20x2.50	3/4	3/4	1 1/4	8-3/4	8	3/16
IL62-M24Gx8	IL62-M24Sx8	5000	M24x3.00	1	1	1 1/4	9	8	1/2
IL64-M12Gx8	IL64-M12Sx8	5000	M12x1.75	1/2	3/4	1 7/8	8-3/4	8	3/16
IL64-M16Gx8	IL64-M16Sx8	6000	M16x2.00	5/8	3/4	1 7/8	8-3/4	8	3/16
IL64-M20Gx8	IL64-M20Sx8	8000	M20x2.50	3/4	3/4	1 7/8	8-3/4	8	3/16
IL64-M24Gx8	IL64-M24Sx8	10000	M24x3.00	1	1	1 7/8	9	8	1/2
IL66-M12Gx8	IL66-M12Sx8	5000	M12x1.75	1/2	3/4	2 1/2	8-3/4	8	3/16
IL66-M16Gx8	IL66-M16Sx8	6000	M16x2.00	5/8	3/4	2 1/2	8-3/4	8	3/16
IL66-M20Gx8	IL66-M20Sx8	8000	M20x2.50	3/4	3/4	2 1/2	8-3/4	8	3/16
IL66-M24Gx8	IL66-M24Sx8	10000	M24x3.00	1	1	2 1/2	9	8	1/2
IL68-M12Gx8	IL68-M12Sx8	5000	M12x1.75	1/2	3/4	3	8-3/4	8	3/16
IL68-M16Gx8	IL68-M16Sx8	6000	M16x2.00	5/8	3/4	3	8-3/4	8	3/16
IL68-M20Gx8	IL68-M20Sx8	8000	M20x2.50	3/4	3/4	3	8-3/4	8	3/16
IL68-M24Gx8	IL68-M24Sx8	10000	M24x3.00	1	1	3	9	8	1/2
IL70-M12Gx8	IL70-M12Sx8	5000	M12x1.75	1/2	3/4	4	8-3/4	8	3/16
IL70-M16Gx8	IL70-M16Sx8	6000	M16x2.00	5/8	3/4	4	8-3/4	8	3/16
IL70-M20Gx8	IL70-M20Sx8	8000	M20x2.50	3/4	3/4	4	8-3/4	8	3/16
IL70-M24Gx8	IL70-M24Sx8	10000	M24x3.00	1	1	4	9	8	1/2

To order with 1/8" black rubber pad, (add "-P"). To order optional top broached hex, "allen drive," add "-BR". To order with two (2) 5/8" dia. lag holes centered at 2-3/4", (add "-H"). Only available on 4" base.

Top Hex (Allen-drive) Thread & Hex Size							
Thread	M6x1	M8x1.25	M10x1.50	M12x1.75	M16x2.00	M20x2.50	M24x3.00
Hex Size	3mm	4mm	5mm	6mm	8mm	10mm	12mm