



MEDIUM-DUTY LEVELERS
POLY FIXED - METRIC
KNOB STYLE GLIDES

METRIC POLY BASE FIXED STUD LEVELING GLIDES

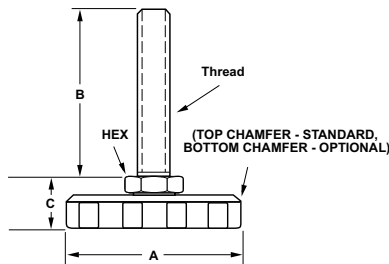
The IEC Metric Poly Base Steel and Stainless Steel Fixed Stud Glide offers metric threads and is ideal for medium-duty load requirements. The stud will tilt several degrees under load to adjust for unlevel surfaces. This glide is cost-effective for applications not requiring a swivel base. Zinc plated steel stud and black polypropylene base. Some sizes available with Top-A-Just™ top broached hex, allen drive, (-BR) and top-end external hex (-HX).



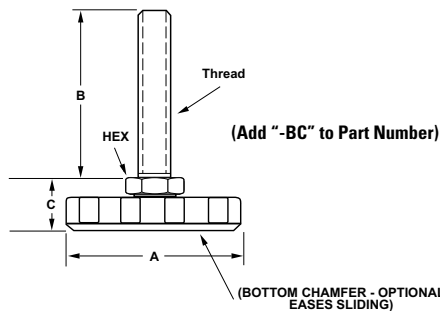
Top-A-Just™ (-BR)



Top-A-Just™ (-HX)



Optional bottom chamfer (reverse assembly) — with 90° top edge



Steel	SS	Load	Thread	Hex	A	B(mm)	C
Metric Poly Base Steel and Stainless Steel Fixed Stud Glides							
IL7M-M6Bx25	IL7M-M6BSx25	100	M6	1/2	2-1/2	25	11/16
IL7M-M6Bx38	IL7M-M6BSx38	100	M6	1/2	2-1/2	38	11/16
IL7M-M6Bx51	IL7M-M6BSx51	100	M6	1/2	2-1/2	51	11/16
IL7M-M8Bx38	IL7M-M8BSx38	500	M8	1/2	2-1/2	38	11/16
IL7M-M8Bx51	IL7M-M8BSx51	500	M8	1/2	2-1/2	51	11/16
IL7M-M8Bx62	IL7M-M8BSx62	500	M8	1/2	2-1/2	62	11/16
IL7M-M10Bx38	IL7M-M10BSx38	1000	M10	1/2	2-1/2	38	11/16
IL7M-M10Bx51	IL7M-M10BSx51	1000	M10	1/2	2-1/2	51	11/16
IL7M-M10Bx62	IL7M-M10BSx62	1000	M10	1/2	2-1/2	62	11/16
IL7M-M12Bx38	IL7M-M12BSx38	2000	M12	1/2	2-1/2	38	11/16
IL7M-M12Bx51	IL7M-M12BSx51	2000	M12	1/2	2-1/2	51	11/16
IL7M-M12Bx75	IL7M-M12BSx75	2000	M12	1/2	2-1/2	75	11/16
IL7M-M12Bx102	IL7M-M12BSx102	2000	M12	1/2	2-1/2	102	11/16
IL7M-M16Bx51	IL7M-M16BSx51	2500	M16	5/8	2-1/2	51	11/16
IL7M-M16Bx90-BR	IL7M-M16BSx90-BR	2500	M16	5/8	2-1/2	90	11/16
IL7M-M16Bx102	IL7M-M16BSx102	2500	M16	5/8	2-1/2	102	11/16
IL7M-M16Bx115-BR	IL7M-M16BSx115-BR	2500	M16	5/8	2-1/2	115	11/16
IL8A-M6Bx25	IL8A-M6BSx25	100	M6	1/2	3	25	11/16
IL8A-M6Bx38	IL8A-M6BSx38	100	M6	1/2	3	38	11/16
IL8A-M6Bx51	IL8A-M6BSx51	100	M6	1/2	3	51	11/16
IL8A-M8Bx38	IL8A-M8BSx38	500	M8	1/2	3	38	11/16
IL8A-M8Bx51	IL8A-M8BSx51	500	M8	1/2	3	51	11/16
IL8A-M8Bx62	IL8A-M8BSx62	500	M8	1/2	3	62	11/16
IL8A-M10Bx38	IL8A-M10BSx38	1000	M10	1/2	3	38	11/16
IL8A-M10Bx51	IL8A-M10BSx51	1000	M10	1/2	3	51	11/16
IL8A-M10Bx62	IL8A-M10BSx62	1000	M10	1/2	3	62	11/16
IL8A-M12Bx38	IL8A-M12BSx38	2000	M12	1/2	3	38	11/16
IL8A-M12Bx51	IL8A-M12BSx51	2000	M12	1/2	3	51	11/16
IL8A-M12Bx75	IL8A-M12BSx75	2000	M12	1/2	3	75	11/16
IL8A-M12Bx102	IL8A-M12BSx102	2000	M12	1/2	3	102	11/16
IL8A-M16Bx51	IL8A-M16BSx51	2500	M16	5/8	3	51	11/16
IL8A-M16Bx90-BR	IL8A-M16BSx90-BR	2500	M16	5/8	3	90	11/16
IL8A-M16Bx102	IL8A-M16BSx102	2500	M16	5/8	3	102	11/16
IL8A-M16Bx115-BR	IL8A-M16BSx115-BR	2500	M16	5/8	3	115	11/16

KNOB STYLE SOCKET TYPE GLIDES (LEVELERS/KNOBS)

These low-profile polypropylene levelers/knobs are designed for use with socket head allen bolts or threaded rod of various lengths. They are available with three different female thread types: brass insert (-BI), steel hex nut (-HN), or threads molded directly into the polypropylene (-MT). The height of all base sizes is 3/8" thick. The PVC base is a flexible, non-skid and non-marring, rubber-like material.



PN (brass)	PN (hex nut)	PN(molded)	Thread	Base Dia.	Load (lbs.)
IL83-4B-BI	IL83-4B-HN	IL83-4B-MT	1/4-20	1-1/2	100
IL83-5B-BI	IL83-5B-HN	IL83-5B-MT	5/16-18	1-1/2	250
IL83-6B-BI	IL83-6B-HN	IL83-6B-MT	3/8-16	1-1/2	250
IL85-4B-BI	IL85-4B-HN	IL85-4B-MT	1/4-20	2	100
IL85-5B-BI	IL85-5B-HN	IL85-5B-MT	5/16-18	2	250
IL85-6B-BI	IL85-6B-HN	IL85-6B-MT	3/8-16	2	250
IL87-4B-BI	IL87-4B-HN	IL87-4B-MT	1/4-20	2-1/2	100
IL87-5B-BI	IL87-5B-HN	IL87-5B-MT	5/16-18	2-1/2	250
IL87-6B-BI	IL87-6B-HN	IL87-6B-MT	3/8-16	2-1/2	250
IL89-4B-BI	IL89-4B-HN	IL89-4B-MT	1/4-20	3	100
IL89-5B-BI	IL89-5B-HN	IL89-5B-MT	5/16-18	3	250
IL89-6B-BI	IL89-6B-HN	IL89-6B-MT	3/8-16	3	250

PN (PVC)	Thread	Base Dia.	Load (lbs.)
IL83-4B-HN-PVC	1/4-20	1-1/2	75
IL83-5B-HN-PVC	5/16-18	1-1/2	75
IL83-6B-HN-PVC	3/8-16	1-1/2	75



INTERNATIONAL EQUIPMENT COMPONENTS, INC.

Phone: **562.597.4533** eMail: **sales@iec-corp.com**

Web: **www.levelingmounts.com & www.iec-corp.com**

MEDIUM-DUTY LEVELERS

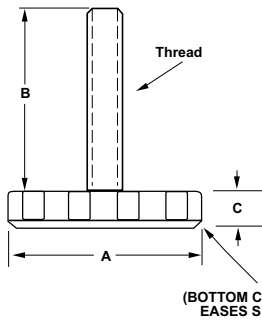
KNOB STYLE GLIDES

KNOB STYLE GLIDES

The IEC Knob Style Steel and Stainless Steel Glide is ideal for light and medium duty load requirements. These low-profile, solid bottom, large diameter black polypropylene base glides are perfect for leveling and stabilizing furniture, racks, instruments and appliances without the need for tools. The unique rigid design can withstand failure when subjected to "drop-tests" and excessive tilting. Useful in both feet and knob applications. Special thread lengths can be specified and easily manufactured. Top hex (-HX) and slot standard (-SL) on some sizes. Top slot can be added to any item, add (-SL) to part number.



Many colors available as custom option.



Top Hex (-HX) and Slot (-SL)

36 - Knob Style (PVC Base) The 1-1/2" and 2" diameter base is available in a flexible, non-skid, non-marring black PVC, rubber-like material.

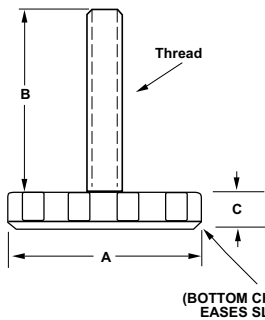
Steel	SS	Load	Thread	A	B	C
36-Steel and Stainless Steel Knob Style (PVC Base) Glides						
IL82-4Bx1/4-PVC	IL82-4BSx1/4-PVC	100	1/4-20	1-1/2	1/4	3/8
IL82-4Bx1/2-PVC	IL82-4BSx1/2-PVC	100	1/4-20	1-1/2	1/2	3/8
IL82-4Bx1-PVC	IL82-4BSx1-PVC	100	1/4-20	1-1/2	1	3/8
IL82-4Bx125-PVC	IL82-4BSx125-PVC	100	1/4-20	1-1/2	1-1/4	3/8
IL82-4Bx175-PVC	IL82-4BSx175-PVC	100	1/4-20	1-1/2	1-3/4	3/8
IL82-4Bx2-PVC	IL82-4BSx2-PVC	100	1/4-20	1-1/2	2	3/8
IL82-4Bx275-PVC	IL82-4BSx275-PVC	100	1/4-20	1-1/2	2-3/4	3/8
IL82-5Bx1/2-PVC	IL82-5BSx1/2-PVC	100	5/16-18	1-1/2	1/2	3/8
IL82-5Bx1-PVC	IL82-5BSx1-PVC	100	5/16-18	1-1/2	1	3/8
IL82-5Bx125-PVC	IL82-5BSx125-PVC	100	5/16-18	1-1/2	1-1/4	3/8
IL82-5Bx175-PVC	IL82-5BSx175-PVC	100	5/16-18	1-1/2	1-3/4	3/8
IL82-5Bx225-HX-SL-PVC	IL82-5BSx225-HX-SL-PVC	100	5/16-18	1-1/2	2-1/4	3/8
IL82-6Bx1/2-PVC	IL82-6BSx1/2-PVC	100	3/8-16	1-1/2	1/2	3/8
IL82-6Bx1-PVC	IL82-6BSx1-PVC	100	3/8-16	1-1/2	1	3/8
IL82-6Bx125-PVC	IL82-6BSx125-PVC	100	3/8-16	1-1/2	1-1/4	3/8
IL82-6Bx175-PVC	IL82-6BSx175-PVC	100	3/8-16	1-1/2	1-3/4	3/8
IL82-6Bx238-PVC	IL82-6BSx238-PVC	100	3/8-16	1-1/2	2-3/8	3/8
IL82-6Bx275-HX-SL-PVC	IL82-6BSx275-HX-SL-PVC	100	3/8-16	1-1/2	2-3/4	3/8
IL82-6Bx338-HX-SL-PVC	IL82-6BSx338-HX-SL-PVC	100	3/8-16	1-1/2	3-3/8	3/8
IL84-4Bx1/2-PVC	IL84-4BSx1/2-PVC	100	1/4-20	2	1/2	3/8
IL84-4Bx1-HX-SL-PVC	IL84-4BSx1-HX-SL-PVC	100	1/4-20	2	1	3/8
IL84-4Bx125-HX-SL-PVC	IL84-4BSx125-HX-SL-PVC	100	1/4-20	2	1-1/4	3/8
IL84-4Bx175-HX-SL-PVC	IL84-4BSx175-HX-SL-PVC	100	1/4-20	2	1-3/4	3/8
IL84-4Bx225-HX-SL-PVC	IL84-4BSx225-HX-SL-PVC	100	1/4-20	2	2-1/4	3/8
IL84-5Bx1/2-PVC	IL84-5BSx1/2-PVC	100	5/16-18	2	1/2	3/8
IL84-5Bx1-HX-SL-PVC	IL84-5BSx1-HX-SL-PVC	100	5/16-18	2	1	3/8
IL84-5Bx125-HX-SL-PVC	IL84-5BSx125-HX-SL-PVC	100	5/16-18	2	1-1/4	3/8
IL84-5Bx175-HX-SL-PVC	IL84-5BSx175-HX-SL-PVC	100	5/16-18	2	1-3/4	3/8
IL84-5Bx225-HX-SL-PVC	IL84-5BSx225-HX-SL-PVC	100	5/16-18	2	2-1/4	3/8
IL84-6Bx1/2-PVC	IL84-6BSx1/2-PVC	100	3/8-16	2	1/2	3/8
IL84-6Bx1-HX-SL-PVC	IL84-6BSx1-HX-SL-PVC	100	3/8-16	2	1	3/8
IL84-6Bx125-HX-SL-PVC	IL84-6BSx125-HX-SL-PVC	100	3/8-16	2	1-1/4	3/8
IL84-6Bx175-HX-SL-PVC	IL84-6BSx175-HX-SL-PVC	100	3/8-16	2	1-3/4	3/8
IL84-6Bx238-HX-SL-PVC	IL84-6BSx238-HX-SL-PVC	100	3/8-16	2	2-3/8	3/8
IL84-6Bx275-HX-SL-PVC	IL84-6BSx275-HX-SL-PVC	100	3/8-16	2	2-3/4	3/8
IL84-6Bx338-HX-SL-PVC	IL84-6BSx338-HX-SL-PVC	100	3/8-16	2	3-3/8	3/8

Steel	SS	Load	Thread	A	B	C
Steel and Stainless Steel Knob Style Glides						
IL82-4Bx1/4	IL82-4BSx1/4	100	1/4-20	1-1/2	1/4	3/8
IL82-4Bx1/2	IL82-4BSx1/2	100	1/4-20	1-1/2	1/2	3/8
IL82-4Bx1/2-HX-SL		100	1/4-20	1-1/2	1/2	3/8
IL82-4Bx3/4	IL82-4BSx3/4	100	1/4-20	1-1/2	3/4	3/8
IL82-4Bx3/4-HX-SL		100	1/4-20	1-1/2	3/4	3/8
IL82-4Bx1	IL82-4BSx1	100	1/4-20	1-1/2	1	3/8
IL82-4Bx1-HX-SL		100	1/4-20	1-1/2	1	3/8
IL82-4Bx125	IL82-4BSx125	100	1/4-20	1-1/2	1-1/4	3/8
IL82-4Bx125-HX-SL		100	1/4-20	1-1/2	1-1/4	3/8
IL82-4Bx150	IL82-4BSx150	100	1/4-20	1-1/2	1-1/2	3/8
IL82-4Bx175	IL82-4BSx175	100	1/4-20	1-1/2	1-3/4	3/8
IL82-4Bx175-HX-SL		100	1/4-20	1-1/2	1-3/4	3/8
IL82-4Bx2	IL82-4BSx2	100	1/4-20	1-1/2	2	3/8
IL82-4Bx275	IL82-4BSx275	100	1/4-20	1-1/2	2-3/4	3/8
IL82-5Bx1/4	IL82-5BSx1/4	500	5/16-18	1-1/2	1/4	3/8
IL82-5Bx1/2	IL82-5BSx1/2	500	5/16-18	1-1/2	1/2	3/8
IL82-5Bx1/2-HX-SL		500	5/16-18	1-1/2	1/2	3/8
IL82-5Bx3/4	IL82-5BSx3/4	500	5/16-18	1-1/2	3/4	3/8
IL82-5Bx3/4-HX-SL		500	5/16-18	1-1/2	3/4	3/8
IL82-5Bx1	IL82-5BSx1	500	5/16-18	1-1/2	1	3/8
IL82-5Bx1-HX-SL		500	5/16-18	1-1/2	1	3/8
IL82-5Bx125-HX-SL		500	5/16-18	1-1/2	1-1/4	3/8
IL82-5Bx125	IL82-5BSx125	500	5/16-18	1-1/2	1-1/4	3/8
IL82-5Bx175	IL82-5BSx175	500	5/16-18	1-1/2	1-3/4	3/8
IL82-5Bx175-HX-SL		500	5/16-18	1-1/2	1-3/4	3/8
IL82-5Bx225-HX-SL		500	5/16-18	1-1/2	2-1/4	3/8
IL82-6Bx1/4	IL82-6BSx1/4	1000	3/8-16	1-1/2	1/4	3/8
IL82-6Bx1/2	IL82-6BSx1/2	1000	3/8-16	1-1/2	1/2	3/8
IL82-6Bx1/2-HX-SL		1000	3/8-16	1-1/2	1/2	3/8
IL82-6Bx3/4-HX-SL		1000	3/8-16	1-1/2	3/4	3/8
IL82-6Bx1	IL82-6BSx1	1000	3/8-16	1-1/2	1	3/8
IL82-6Bx1-HX-SL		1000	3/8-16	1-1/2	1	3/8
IL82-6Bx125	IL82-6BSx125	1000	3/8-16	1-1/2	1-1/4	3/8
IL82-6Bx125-HX-SL		1000	3/8-16	1-1/2	1-1/4	3/8
IL82-6Bx150	IL82-6BSx150	1000	3/8-16	1-1/2	1-1/2	3/8
IL82-6Bx175-HX-SL		1000	3/8-16	1-1/2	1-3/4	3/8
IL82-6Bx175	IL82-6BSx175	1000	3/8-16	1-1/2	1-3/4	3/8
IL82-6Bx238	IL82-6BSx238	1000	3/8-16	1-1/2	2-3/8	3/8
IL82-6Bx238-SL		1000	3/8-16	1-1/2	2-3/8	3/8
IL82-6Bx238-HX-SL		1000	3/8-16	1-1/2	2-3/8	3/8
IL82-6Bx275-HX-SL		1000	3/8-16	1-1/2	2-3/4	3/8
IL82-6Bx338-HX-SL		1000	3/8-16	1-1/2	3-3/8	3/8
IL82-7Bx3/4	IL82-7BSx3/4	1000	1/2-13	1-1/2	3/4	3/8
IL82-7Bx1	IL82-7BSx1	1000	1/2-13	1-1/2	1	3/8
IL82-7Bx125	IL82-7BSx125	1000	1/2-13	1-1/2	1-1/4	3/8
IL82-7Bx150	IL82-7BSx150	1000	1/2-13	1-1/2	1-1/2	3/8
IL82-7Bx238		1000	1/2-13	1-1/2	2-3/8	3/8
IL84-4Bx1/4	IL84-4BSx1/4	100	1/4-20	2	1/4	3/8
IL84-4Bx1/2	IL84-4BSx1/2	100	1/4-20	2	1/2	3/8
IL84-4Bx1/2-HX-SL		100	1/4-20	2	1/2	3/8
IL84-4Bx3/4	IL84-4BSx3/4	100	1/4-20	2	3/4	3/8
IL84-4Bx3/4-HX-SL		100	1/4-20	2	3/4	3/8
IL84-4Bx1	IL84-4BSx1	100	1/4-20	2	1	3/8
IL84-4Bx1-HX-SL		100	1/4-20	2	1	3/8
IL84-4Bx125	IL84-4BSx125	100	1/4-20	2	1-1/4	3/8
IL84-4Bx125-HX-SL		100	1/4-20	2	1-1/4	3/8
IL84-4Bx150	IL84-4BSx150	100	1/4-20	2	1-1/2	3/8
IL84-4Bx175	IL84-4BSx175	100	1/4-20	2	1-3/4	3/8
IL84-4Bx175-HX-SL		100	1/4-20	2	1-3/4	3/8
IL84-4Bx2	IL84-4BSx2	100	1/4-20	2	2	3/8
IL84-4Bx275	IL84-4BSx275	100	1/4-20	2	2-3/4	3/8
IL84-5Bx1/4	IL84-5BSx1/4	500	5/16-18	2	1/4	3/8
IL84-5Bx1/2	IL84-5BSx1/2	500	5/16-18	2	1/2	3/8
IL84-5Bx1/2-HX-SL		500	5/16-18	2	1/2	3/8
IL84-5Bx3/4	IL84-5BSx3/4	500	5/16-18	2	3/4	3/8
IL84-5Bx3/4-HX-SL		500	5/16-18	2	3/4	3/8
IL84-5Bx1	IL84-5BSx1	500	5/16-18	2	1	3/8
IL84-5Bx1-HX-SL		500	5/16-18	2	1	3/8
IL84-5Bx125-HX-SL		500	5/16-18	2	1-1/4	3/8
IL84-5Bx125	IL84-5BSx125	500	5/16-18	2	1-1/4	3/8
IL84-5Bx175	IL84-5BSx175	500	5/16-18	2	1-3/4	3/8
IL84-5Bx175-HX-SL		500	5/16-18	2	1-3/4	3/8
IL84-5Bx225-HX-SL		500	5/16-18	2	2-1/4	3/8



KNOB STYLE GLIDES

The *IEC Knob Style Steel and Stainless Steel Glide* is ideal for light and medium duty load requirements. These low-profile, solid bottom, large diameter black polypropylene base glides are perfect for leveling and stabilizing furniture, instruments, racks and appliances without the need for tools. The unique rigid design can withstand failure when subjected to "drop-tests" and excessive tilting. Useful in both feet and knob applications. Special thread lengths can be specified and easily manufactured. Top hex (-HX) and slot standard (-SL) on some sizes. Top slot can be added to any item, add (-SL) to part number.



Top Hex (-HX) and Slot (-SL)

Threaded Nylon Knob Hubs/Sleeves

These *glass-filled black nylon threaded knob hubs* can be used for many applications; as an adjustable height shoulder on a knob or leveler or stacked to create a sleeve to hide the threads of a leveler or knob. This will also help stabilize loads positioned near the top threads of long studs. They can also be used as a "thru-hole" knob or a locking nut.



* Patent Pending

BLACK NYLON THREADED KNOB HUBS

P/N	THREAD	DIA.	HEIGHT
IL80-HUB-4-THRU	1/4-20	1"	3/8
IL80-HUB-5-THRU	5/16-18	1"	3/8
IL80-HUB-6-THRU	3/8-16	1"	3/8
IL80A-HUB-4-THRU	1/4-20	1"	3/4
IL80A-HUB-5-THRU	5/16-18	1"	3/4
IL80A-HUB-6-THRU	3/8-16	1"	3/4

Steel	SS	Load	Thread	A	B	C
Steel and Stainless Steel Knob Style Glides						
IL84-6Bx1/4	IL84-6BSx1/4	1000	3/8-16	2	1/4	3/8
IL84-6Bx1/2	IL84-6BSx1/2	1000	3/8-16	2	1/2	3/8
IL84-6Bx1/2-HX-SL		1000	3/8-16	2	1/2	3/8
IL84-6Bx3/4-HX-SL		1000	3/8-16	2	3/4	3/8
IL84-6Bx1	IL84-6BSx1	1000	3/8-16	2	1	3/8
IL84-6Bx1-HX-SL		1000	3/8-16	2	1	3/8
IL84-6Bx125	IL84-6BSx125	1000	3/8-16	2	1-1/4	3/8
IL84-6Bx125-HX-SL		1000	3/8-16	2	1-1/4	3/8
IL84-6Bx150	IL84-6BSx150	1000	3/8-16	2	1-1/2	3/8
IL84-6Bx175-HX-SL		1000	3/8-16	2	1-3/4	3/8
IL84-6Bx175	IL84-6BSx175	1000	3/8-16	2	1-3/4	3/8
IL84-6Bx238	IL84-6BSx238	1000	3/8-16	2	2-3/8	3/8
IL84-6Bx238-SL		1000	3/8-16	2	2-3/8	3/8
IL84-6Bx238-HX-SL		1000	3/8-16	2	2-3/8	3/8
IL84-6Bx275-HX-SL		1000	3/8-16	2	2-3/4	3/8
IL84-6Bx338-HX-SL		1000	3/8-16	2	3-3/8	3/8
IL84-7Bx3/4	IL84-7BSx3/4	1000	1/2-13	2	3/4	3/8
IL84-7Bx1	IL84-7BSx1	1000	1/2-13	2	1	3/8
IL84-7Bx125	IL84-7BSx125	1000	1/2-13	2	1-1/4	3/8
IL84-7Bx150	IL84-7BSx150	1000	1/2-13	2	1-1/2	3/8
IL84-7Bx238		1000	1/2-13	2	2-3/8	3/8
IL86-4Bx1/4	IL86-4BSx1/4	100	1/4-20	2-1/2	1/4	3/8
IL86-4Bx1/2	IL86-4BSx1/2	100	1/4-20	2-1/2	1/2	3/8
IL86-4Bx1/2-HX-SL		100	1/4-20	2-1/2	1/2	3/8
IL86-4Bx3/4	IL86-4BSx3/4	100	1/4-20	2-1/2	3/4	3/8
IL86-4Bx3/4-HX-SL		100	1/4-20	2-1/2	3/4	3/8
IL86-4Bx1	IL86-4BSx1	100	1/4-20	2-1/2	1	3/8
IL86-4Bx1-HX-SL		100	1/4-20	2-1/2	1	3/8
IL86-4Bx125	IL86-4BSx125	100	1/4-20	2-1/2	1-1/4	3/8
IL86-4Bx125-HX-SL		100	1/4-20	2-1/2	1-1/4	3/8
IL86-4Bx150	IL86-4BSx150	100	1/4-20	2-1/2	1-1/2	3/8
IL86-4Bx175	IL86-4BSx175	100	1/4-20	2-1/2	1-3/4	3/8
IL86-4Bx175-HX-SL		100	1/4-20	2-1/2	1-3/4	3/8
IL86-4Bx2	IL86-4BSx2	100	1/4-20	2-1/2	2	3/8
IL86-4Bx275	IL86-4BSx275	100	1/4-20	2-1/2	2-3/4	3/8
IL86-5Bx1/4	IL86-5BSx1/4	500	5/16-18	2-1/2	1/4	3/8
IL86-5Bx1/2	IL86-5BSx1/2	500	5/16-18	2-1/2	1/2	3/8
IL86-5Bx1/2-HX-SL		500	5/16-18	2-1/2	1/2	3/8
IL86-5Bx3/4	IL86-5BSx3/4	500	5/16-18	2-1/2	3/4	3/8
IL86-5Bx3/4-HX-SL		500	5/16-18	2-1/2	3/4	3/8
IL86-5Bx1	IL86-5BSx1	500	5/16-18	2-1/2	1	3/8
IL86-5Bx1-HX-SL		500	5/16-18	2-1/2	1	3/8
IL86-5Bx125-HX-SL		500	5/16-18	2-1/2	1-1/4	3/8
IL86-5Bx125	IL86-5BSx125	500	5/16-18	2-1/2	1-1/4	3/8
IL86-5Bx175	IL86-5BSx175	500	5/16-18	2-1/2	1-3/4	3/8
IL86-5Bx175-HX-SL		500	5/16-18	2-1/2	1-3/4	3/8
IL86-5Bx225-HX-SL		500	5/16-18	2-1/2	2-1/4	3/8
IL86-6Bx1/4	IL86-6BSx1/4	1000	3/8-16	2-1/2	1/4	3/8
IL86-6Bx1/2	IL86-6BSx1/2	1000	3/8-16	2-1/2	1/2	3/8
IL86-6Bx1/2-HX-SL		1000	3/8-16	2-1/2	1/2	3/8
IL86-6Bx3/4-HX-SL		1000	3/8-16	2-1/2	3/4	3/8
IL86-6Bx1	IL86-6BSx1	1000	3/8-16	2-1/2	1	3/8
IL86-6Bx1-HX-SL		1000	3/8-16	2-1/2	1	3/8
IL86-6Bx125	IL86-6BSx125	1000	3/8-16	2-1/2	1-1/4	3/8
IL86-6Bx125-HX-SL		1000	3/8-16	2-1/2	1-1/4	3/8
IL86-6Bx150	IL86-6BSx150	1000	3/8-16	2-1/2	1-1/2	3/8
IL86-6Bx175-HX-SL		1000	3/8-16	2-1/2	1-3/4	3/8
IL86-6Bx175	IL86-6BSx175	1000	3/8-16	2-1/2	1-3/4	3/8
IL86-6Bx238	IL86-6BSx238	1000	3/8-16	2-1/2	2-3/8	3/8
IL86-6Bx238-SL		1000	3/8-16	2-1/2	2-3/8	3/8
IL86-6Bx238-HX-SL		1000	3/8-16	2-1/2	2-3/8	3/8
IL86-6Bx275-HX-SL		1000	3/8-16	2-1/2	2-3/4	3/8
IL86-6Bx338-HX-SL		1000	3/8-16	2-1/2	3-3/8	3/8
IL86-7Bx3/4	IL86-7BSx3/4	1000	1/2-13	2-1/2	3/4	3/8
IL86-7Bx1	IL86-7BSx1	1000	1/2-13	2-1/2	1	3/8
IL86-7Bx125	IL86-7BSx125	1000	1/2-13	2-1/2	1-1/4	3/8
IL86-7Bx150	IL86-7BSx150	1000	1/2-13	2-1/2	1-1/2	3/8
IL86-7Bx238		1000	1/2-13	2-1/2	2-3/8	3/8

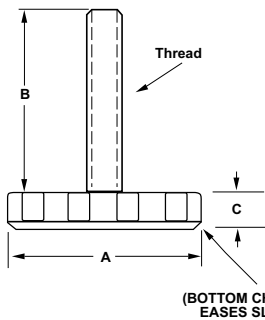


Many colors available as custom option.



KNOB STYLE GLIDES

The IEC Knob Style Steel and Stainless Steel Glide is ideal for light and medium duty load requirements. These low-profile, solid bottom, large diameter black polypropylene base glides are perfect for leveling and stabilizing furniture, racks, instruments and appliances without the need for tools. The unique rigid design can withstand failure when subjected to "drop-tests" and excessive tilting. Useful in both feet and knob applications. Special thread lengths can be specified and easily manufactured. Top hex (-HX) and slot standard (-SL) on some sizes. Top slot can be added to any item, add (-SL) to part number.



Top Hex (-HX) and Slot (-SL)

Threaded Nylon Knob Hubs/Sleeves

These glass-filled black nylon threaded knob hubs can be used for many applications; as an adjustable height shoulder on a knob or leveler or stacked to create a sleeve to hide the threads of a leveler or knob. This will also help stabilize loads positioned near the top threads of long studs. They can also be used as a "thru-hole" knob or a locking nut.



* Patent Pending



Many colors available as custom option.

BLACK NYLON THREADED KNOB HUBS

P/N	THREAD	DIA.	HEIGHT
IL80-HUB-4-THRU	1/4-20	1"	3/8
IL80-HUB-5-THRU	5/16-18	1"	3/8
IL80-HUB-6-THRU	3/8-16	1"	3/8
IL80A-HUB-4-THRU	1/4-20	1"	3/4
IL80A-HUB-5-THRU	5/16-18	1"	3/4
IL80A-HUB-6-THRU	3/8-16	1"	3/4

Steel	SS	Load	Thread	A	B	C
Steel and Stainless Steel Knob Style Glides						
IL88-4Bx1/4	IL88-4BSx1/4	100	1/4-20	3	1/4	3/8
IL88-4Bx1/2	IL88-4BSx1/2	100	1/4-20	3	1/2	3/8
IL88-4Bx1/2-HX-SL		100	1/4-20	3	1/2	3/8
IL88-4Bx3/4	IL88-4BSx3/4	100	1/4-20	3	3/4	3/8
IL88-4Bx3/4-HX-SL		100	1/4-20	3	3/4	3/8
IL88-4Bx1	IL88-4BSx1	100	1/4-20	3	1	3/8
IL88-4Bx1-HX-SL		100	1/4-20	3	1	3/8
IL88-4Bx125	IL88-4BSx125	100	1/4-20	3	1-1/4	3/8
IL88-4Bx125-HX-SL		100	1/4-20	3	1-1/4	3/8
IL88-4Bx150	IL88-4BSx150	100	1/4-20	3	1-1/2	3/8
IL88-4Bx175	IL88-4BSx175	100	1/4-20	3	1-3/4	3/8
IL88-4Bx175-HX-SL		100	1/4-20	3	1-3/4	3/8
IL88-4Bx2	IL88-4BSx2	100	1/4-20	3	2	3/8
IL88-4Bx275	IL88-4BSx275	100	1/4-20	3	2-3/4	3/8
IL88-5Bx1/4	IL88-5BSx1/4	500	5/16-18	3	1/4	3/8
IL88-5Bx1/2	IL88-5BSx1/2	500	5/16-18	3	1/2	3/8
IL88-5Bx1/2-HX-SL		500	5/16-18	3	1/2	3/8
IL88-5Bx3/4	IL88-5BSx3/4	500	5/16-18	3	3/4	3/8
IL88-5Bx3/4-HX-SL		500	5/16-18	3	3/4	3/8
IL88-5Bx1	IL88-5BSx1	500	5/16-18	3	1	3/8
IL88-5Bx1-HX-SL		500	5/16-18	3	1	3/8
IL88-5Bx125-HX-SL		500	5/16-18	3	1-1/4	3/8
IL88-5Bx125	IL88-5BSx125	500	5/16-18	3	1-1/4	3/8
IL88-5Bx175	IL88-5BSx175	500	5/16-18	3	1-3/4	3/8
IL88-5Bx175-HX-SL		500	5/16-18	3	1-3/4	3/8
IL88-5Bx225-HX-SL		500	5/16-18	3	2-1/4	3/8
IL88-6Bx1/4	IL88-6BSx1/4	1000	3/8-16	3	1/4	3/8
IL88-6Bx1/2	IL88-6BSx1/2	1000	3/8-16	3	1/2	3/8
IL88-6Bx1/2-HX-SL		1000	3/8-16	3	1/2	3/8
IL88-6Bx3/4-HX-SL		1000	3/8-16	3	3/4	3/8
IL88-6Bx1	IL88-6BSx1	1000	3/8-16	3	1	3/8
IL88-6Bx1-HX-SL		1000	3/8-16	3	1	3/8
IL88-6Bx125	IL88-6BSx125	1000	3/8-16	3	1-1/4	3/8
IL88-6Bx125-HX-SL		1000	3/8-16	3	1-1/4	3/8
IL88-6Bx150	IL88-6BSx150	1000	3/8-16	3	1-1/2	3/8
IL88-6Bx175-HX-SL		1000	3/8-16	3	1-3/4	3/8
IL88-6Bx175	IL88-6BSx175	1000	3/8-16	3	1-3/4	3/8
IL88-6Bx238	IL88-6BSx238	1000	3/8-16	3	2-3/8	3/8
IL88-6Bx238-SL		1000	3/8-16	3	2-3/8	3/8
IL88-6Bx238-HX-SL		1000	3/8-16	3	2-3/8	3/8
IL88-6Bx275-HX-SL		1000	3/8-16	3	2-3/4	3/8
IL88-6Bx338-HX-SL		1000	3/8-16	3	3-3/8	3/8
IL88-7Bx3/4	IL88-7BSx3/4	1000	1/2-13	3	3/4	3/8
IL88-7Bx1	IL88-7BSx1	1000	1/2-13	3	1	3/8
IL88-7Bx125	IL88-7BSx125	1000	1/2-13	3	1-1/4	3/8
IL88-7Bx150	IL88-7BSx150	1000	1/2-13	3	1-1/2	3/8
IL88-7Bx238		1000	1/2-13	3	2-3/8	3/8



INTERNATIONAL EQUIPMENT COMPONENTS, INC.

Phone: **562.597.4533** eMail: **sales@iec-corp.com**

Web: **www.levelingmounts.com & www.iec-corp.com**

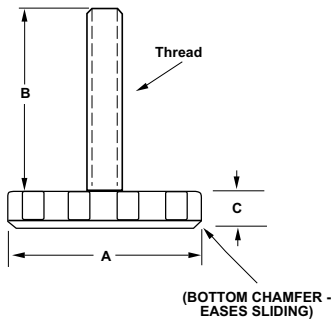
MEDIUM-DUTY LEVELERS

KNOB STYLE - METRIC

KNOB STYLE GLIDES - New Metric Sizes

The IEC Metric Knob Style Steel and Stainless Steel Glide is ideal for light and medium duty load requirements. These low-profile, solid bottom, large diameter black polypropylene base glides are perfect for leveling and stabilizing furniture, instruments, racks and appliances without the need for tools. The unique rigid design can withstand failure when subjected to "drop-tests" and excessive tilting.

Useful in both feet and knob applications. Special thread lengths can be specified and easily manufactured. Top hex (-HX) and slot are standard (-SL) on some sizes. Top slot can be added to any item, add (-SL) to part number. Up to 1,000 lb. load ratings.



Top Hex (-HX) and Slot (-SL)



Many colors available as custom option.

Steel	SS	Load	Thread	A	B	C
METRIC - Steel and Stainless Steel Knob Style Glides						
IL82-M6Bx6	IL82-M6BSx6	100	M6	38	6	10
IL82-M6Bx12	IL82-M6BSx12	100	M6	38	12	10
IL82-M6Bx25	IL82-M6BSx25	100	M6	38	25	10
IL82-M8Bx6	IL82-M8BSx6	500	M8	38	6	10
IL82-M8Bx12	IL82-M8BSx12	500	M8	38	12	10
IL82-M8Bx25	IL82-M8BSx25	500	M8	38	25	10
IL82-M8Bx45	IL82-M8BSx45	500	M8	38	45	10
IL82-M10Bx15	IL82-M10BSx15	1000	M10	38	15	10
IL82-M10Bx20	IL82-M10BSx20	1000	M10	38	20	10
IL82-M10Bx25	IL82-M10BSx25	1000	M10	38	25	10
IL82-M10Bx40	IL82-M10BSx40	1000	M10	38	40	10
IL84-M6Bx6	IL84-M6BSx6	100	M6	51	6	10
IL84-M6Bx12	IL84-M6BSx12	100	M6	51	12	10
IL84-M6Bx25	IL84-M6BSx25	100	M6	51	25	10
IL84-M8Bx6	IL84-M8BSx6	500	M8	51	6	10
IL84-M8Bx12	IL84-M8BSx12	500	M8	51	12	10
IL84-M8Bx25	IL84-M8BSx25	500	M8	51	25	10
IL84-M8Bx45	IL84-M8BSx45	500	M8	51	45	10
IL84-M10Bx15	IL84-M10BSx15	1000	M10	51	15	10
IL84-M10Bx20	IL84-M10BSx20	1000	M10	51	20	10
IL84-M10Bx25	IL84-M10BSx25	1000	M10	51	25	10
IL84-M10Bx40	IL84-M10BSx40	1000	M10	51	40	10
IL86-M6Bx6	IL86-M6BSx6	100	M6	64	6	10
IL86-M6Bx12	IL86-M6BSx12	100	M6	64	12	10
IL86-M6Bx25	IL86-M6BSx25	100	M6	64	25	10
IL86-M8Bx6	IL86-M8BSx6	500	M8	64	6	10
IL86-M8Bx12	IL86-M8BSx12	500	M8	64	12	10
IL86-M8Bx25	IL86-M8BSx25	500	M8	64	25	10
IL86-M8Bx45	IL86-M8BSx45	500	M8	64	45	10
IL86-M10Bx15	IL86-M10BSx15	1000	M10	64	15	10
IL86-M10Bx20	IL86-M10BSx20	1000	M10	64	20	10
IL86-M10Bx25	IL86-M10BSx25	1000	M10	64	25	10
IL86-M10Bx40	IL86-M10BSx40	1000	M10	64	40	10
IL88-M6Bx6	IL88-M6BSx6	100	M6	76	6	10
IL88-M6Bx12	IL88-M6BSx12	100	M6	76	12	10
IL88-M6Bx25	IL88-M6BSx25	100	M6	76	25	10
IL88-M8Bx6	IL88-M8BSx6	500	M8	76	6	10
IL88-M8Bx12	IL88-M8BSx12	500	M8	76	12	10
IL88-M8Bx25	IL88-M8BSx25	500	M8	76	25	10
IL88-M8Bx45	IL88-M8BSx45	500	M8	76	45	10
IL88-M10Bx15	IL88-M10BSx15	1000	M10	76	15	10
IL88-M10Bx20	IL88-M10BSx20	1000	M10	76	20	10
IL88-M10Bx25	IL88-M10BSx25	1000	M10	76	25	10
IL88-M10Bx40	IL88-M10BSx40	1000	M10	76	40	10

36A - Metric Knob Style (PVC Base) The 1-1/2" and 2" diameter base is available in a flexible, non-skid, non-marring black PVC, rubber-like material.

Steel	SS	Load	Thread	A	B	C
36A - METRIC - Steel and Stainless Steel Knob Style Glides (PVC base)						
IL82-M6Bx6-PVC	IL82-M6BSx6-PVC	100	M6	38	6	10
IL82-M6Bx12-PVC	IL82-M6BSx12-PVC	100	M6	38	12	10
IL82-M6Bx25-PVC	IL82-M6BSx25-PVC	100	M6	38	25	10
IL82-M8Bx6-PVC	IL82-M8BSx6-PVC	100	M8	38	6	10
IL82-M8Bx12-PVC	IL82-M8BSx12-PVC	100	M8	38	12	10
IL82-M8Bx25-PVC	IL82-M8BSx25-PVC	100	M8	38	25	10
IL82-M8Bx45-PVC	IL82-M8BSx45-PVC	100	M8	38	45	10
IL82-M10Bx15-PVC	IL82-M10BSx15-PVC	100	M10	38	15	10
IL82-M10Bx20-PVC	IL82-M10BSx20-PVC	100	M10	38	20	10
IL82-M10Bx25-PVC	IL82-M10BSx25-PVC	100	M10	38	25	10
IL82-M10Bx40-PVC	IL82-M10BSx40-PVC	100	M10	38	40	10
IL84-M6Bx6-PVC	IL84-M6BSx6-PVC	100	M6	51	6	10
IL84-M6Bx12-PVC	IL84-M6BSx12-PVC	100	M6	51	12	10
IL84-M6Bx25-PVC	IL84-M6BSx25-PVC	100	M6	51	25	10
IL84-M8Bx6-PVC	IL84-M8BSx6-PVC	100	M8	51	6	10
IL84-M8Bx12-PVC	IL84-M8BSx12-PVC	100	M8	51	12	10
IL84-M8Bx25-PVC	IL84-M8BSx25-PVC	100	M8	51	25	10
IL84-M8Bx45-PVC	IL84-M8BSx45-PVC	100	M8	51	45	10
IL84-M10Bx15-PVC	IL84-M10BSx15-PVC	100	M10	51	15	10
IL84-M10Bx20-PVC	IL84-M10BSx20-PVC	100	M10	51	20	10
IL84-M10Bx25-PVC	IL84-M10BSx25-PVC	100	M10	51	25	10
IL84-M10Bx40-PVC	IL84-M10BSx40-PVC	100	M10	51	40	10